

SINGER

26W

PRICE LIST OF PARTS



MACHINES OF CLASS 26 w

THE SINGER MANUFACTURING CO.

INDEX

| | PAGE |
|------------------------------|------|
| ACCESSORIES..... | 40 |
| BOBBY WINDER..... | 40 |
| FEED DOGS..... | 45 |
| KNEE LIFTER PARTS..... | 42 |
| LAP SEAM FELLERS..... | 51 |
| " " GUIDE..... | 55 |
| MACHINE No. 26 w 1..... | 7 |
| " " 26 w 2..... | 16 |
| " " 26 w 3..... | 18 |
| " " 26 w 100..... | 27 |
| " " 26 w 102..... | 28 |
| " " 26 w 103..... | 29 |
| NEEDLE HOLDERS..... | 46 |
| NUMERICAL LIST OF PARTS..... | 63 |
| OBSOLETE PARTS..... | 61 |
| PRESSER FEET..... | 47 |
| " " FOLDERS..... | 56 |
| STARTING TREADLE PARTS..... | 43 |
| STRIP REELS..... | 57 |
| THREAD UNWINDER..... | 42 |
| THROAT PLATES..... | 51 |
| UNDER DRIVER..... | 59 |

From the library of: Diamond Needle Corp

Instructions for Ordering

In ordering from this list, use **ONLY** the **PART** number in the **FIRST** column.

The number stamped on a Sewing Machine Part is the number of the Single Part only, except when the part includes Set Screws, Clamping Screws, Studs and Rollers Spun on, Small Wires riveted, or Parts soldered together, etc., which it is necessary to furnish in combination.

Every combination of parts sent out has its specific number which, although not stamped on Parts (except in above cases) must be used when ordering the combination.

Each number always indicates the **SAME PART** in whatever list it appears, or for whatever Machine.

The letters after some of the numbers indicate the style of finish only, as follows:

- A. Hardened, Polished and Plated.
- B. Polished and Plated.
- C. Hardened only.
- D. Polished only.
- E. Soft, not polished.
- F. Hardened and Polished.
- H. Blued.

These letters **MUST BE USED** when they appear in the list and **AFTER** the number, as in the list.

In this series

200001 to 201500 are Screw Numbers.

201501 to 201800 are Nut Numbers.

201801 to 202000 are Roller Numbers.

202001 and upward are numbers of Machine Parts.


The figures in the second column refer only to the plate in which the illustration of the part is shown and are **NOT TO BE USED** in ordering.

Two or more numbers over a cut indicate that the difference between such parts is not visible in an illustration.

Parts marked with an asterisk (*) are furnished only when repairs are made at the factory.

LIST OF PARTS COMPLETE

FOR



MACHINE No. 26 w 1

DROP FEED

For Shirts, Corsets, Underwear, Etc.

In gauges from $\frac{3}{8}$ to $2\frac{1}{4}$ inches.

| No. | Plate | Name | Each |
|---------|-------|--|--------|
| *204161 | --- | Arm | \$ --- |
| *204412 | --- | " 204161 with 200439c, 202036 and 204705 | --- |
| 204163 | 12305 | Arm Cap | 10 |
| 200278n | 12311 | " " Screw | 05 |
| 202248n | 12307 | " " Washer | 05 |
| 200963e | 12311 | " Screw (3) | 06 |
| 202005 | 12308 | " " Washer (3) | 01 |
| 203202 | 12346 | " Shaft | 1 75 |
| 204705 | 12334 | " Bushing (front) | 35 |
| 200439c | 12311 | " " Position Screw | 05 |
| 204440 | 12346 | " " Connection with four 200054e (3) | 75 |
| 200054e | 12307 | Arm Shaft Connection Screw | 03 |

From the library of: Diamond Needle Co.

| No. | Plate | Name | Each |
|---------|-------|---|-------|
| 202299 | — | Arm Shaft Oil Packing (wick) (2)..... | \$ 01 |
| 204805 | 12346 | Balance Wheel, 5½ in. diam. (belt groove 3 in. diam.), with 200328c and 200335c | 1 00 |
| 200062H | 12311 | Balance Wheel Adjusting Screw | 07 |
| 200328c | 12311 | " " Position Screw | 04 |
| 200335c | 12311 | " " Set Screw | 04 |
| *213135 | — | Bed | — |
| *212912 | — | " 213135 with 200840E, 202062, 202299, 203248, 213124, two each 200362c and 200516E | — |
| 202258 | 12345 | Bed Hinge Connection (2) | 08 |
| 200570E | 12311 | " " Screw (4) | 05 |
| 203329 | 11904 | " Slide (back) | 30 |
| 203301 | 12334 | " " (front), for gauges from ¾ to 1 inch | 35 |
| 213750 | 11950 | Bed Slide (front), for gauges from 1½ to 2½ inches | 35 |
| 203208 | 12312 | Bobbin | 05 |
| 203210 | 12312 | " Case Base with 202056, 203211 to 203213 and 203216 | 55 |
| 203211 | 12312 | Bobbin Case Base Latch | 05 |
| *202056 | 12312 | " " " " Pin | — |
| 203212 | 12312 | " " " " Plunger | 02 |
| 203213 | 12312 | " " " " Spring | 01 |
| 203209 | 12312 | " " Cap with 200984E, 203214, 203215 and two 200594E | 25 |
| 203214 | 12312 | Bobbin Case Tension Spring | 10 |
| 200984E | 12312 | " " " " Regulating Screw | 04 |
| 200594E | 12312 | Bobbin Case Tension Spring Screw | 02 |
| 203215 | 12312 | " " Thread Guide | 05 |
| 200594E | 12312 | " " " " Screw | 02 |
| 203216 | 12312 | " " Washer (cloth) Per 100 | 25 |
| 203217 | 12312 | Bobbin Case complete, Nos. 203209 and 203210 | 80 |
| 204533 | 12346 | Face Plate with 200366H, 204730, two each 200368H, 202090, 204281 and three 200397H | 1 10 |
| 200053c | 12311 | Face Plate Screw | 04 |
| 204730 | 12386 | " " Thread Guide | 03 |
| 200397H | 12309 | " " " " Set Screw | 02 |
| 204874 | 12346 | Face Plate complete, Nos. 200135c, 200319c, 200577H, 204277 to 204280, 204533, 204555, two each 200309E, 204059 and 204272 | 3 50 |
| 203303 | 12334 | Feed Bar with 204189 | 50 |
| 203309 | — | " " 203303 with 200214E, 201525E and 204200 | 1 00 |
| 200214E | 12310 | Feed Bar Hinge Screw | 12 |
| 201525E | 12310 | " " " " Nut | 03 |

| No. | Plate | Name | Each |
|---------|-------|---|-------|
| 214424 | 12386 | Feed Bar Spring | \$ 04 |
| 204189 | 12306 | " " " Hook | 01 |
| 211685 | 12093 | " Dog, for 211681 | 75 |
| 211689 | 12094 | " " " 211686 | 75 |
| 211693 | 12094 | " " " 211690 | 75 |
| 211910 | 12095 | " " " 211909 | 75 |
| 211698 | 12095 | " " " 211695 | 75 |
| 211702 | 12096 | " " " 211699 | 1 00 |
| 211707 | 12097 | " " " 211704 | 1 00 |
| 211712 | 12098 | " " " 211709 | 1 00 |
| 211947 | 11956 | " " " 211949 | 1 00 |
| 200106E | 12311 | " " Screw (2) | 02 |
| 203233 | 12305 | " Driving Cam with 200382c and 200437c | 50 |
| 204192 | — | Feed Driving Cam Fork Lever with 204195 and 204293 | 85 |
| 204193 | 12334 | Feed Driving Cam Fork Lever Conne- tion with 200668c and 201525E | 35 |
| 204194 | 12306 | Feed Driving Cam Fork Lever Conne- tion Clamp with 200031c | 45 |
| 200031c | 12311 | Feed Driving Cam Fork Lever Conne- tion Clamp Pinch Screw | 04 |
| 200668c | 12310 | Feed Driving Cam Fork Lever Conne- tion Clamp Screw Stud | 06 |
| 201525E | 12310 | Feed Driving Cam Fork Lever Conne- tion Clamp Screw Stud Nut | 03 |
| 200002E | 12310 | Feed Driving Cam Fork Lever Conne- tion Hinge Screw | 07 |
| 201522E | 12310 | Feed Driving Cam Fork Lever Conne- tion Hinge Screw Nut | 03 |
| *204195 | — | Feed Driving Cam Fork Lever Shaft | — |
| 204197 | 12306 | " " " " " " Col- lar with 200113E | 15 |
| 200113E | 12308 | Feed Driving Cam Fork Lever Shaft Col- lar Set Screw | 03 |
| 204293 | 12308 | Feed Driving Cam Fork Lever Shaft Position Pin | 01 |
| 204196 | 12307 | Feed Driving Cam Fork Lever Shaft Sleeve (split) | 25 |
| 200043c | 12311 | Feed Driving Cam Fork Lever Shaft Sleeve Set Screw | 04 |
| 201524E | 12310 | Feed Driving Cam Fork Lever Shaft Sleeve Set Screw Nut | 03 |
| 204198 | 12334 | Feed Driving Cam Fork Lever complete, Nos. 204192 and 204194 | 1 30 |
| 200437c | 12311 | Feed Driving Cam Position Screw | 06 |
| 200382c | 11902 | " " " Set Screw | 02 |
| 204199 | 12346 | " " Rock Shaft | 35 |
| 206554 | — | " " " " 204199 with 200002E, 201522E and 204193 | 80 |

From the Repair of Dialing Needle Corp.

| No. | Plate | Name | Each |
|---------|-------|--|-------|
| 202305c | 12307 | Feed Driving Rock Shaft Center (2).... | \$ 06 |
| 200043c | 12311 | " " " " " Set Screw (2) | 04 |
| 204200 | 12305 | Feed Driving Rock Shaft Crank with 204189 (on left side) and two 200383c. | 35 |
| 200383c | 12311 | Feed Driving Rock Shaft Crank Set Screw | 02 |
| 203235 | 12308 | Feed Lifting Cam with 202126 | 75 |
| 204202 | 12308 | " " " Fork with 200027E | 75 |
| 200027E | 12310 | " " " " Pinch Screw..... | 04 |
| 202126 | 12308 | " " " Position Pin | 01 |
| 200045c | 12310 | " " " Screw | 03 |
| 203305 | 12334 | " " Rock Shaft | 30 |
| 203315 | 12334 | " " " " 203305 with 203238 | 65 |
| 202305c | 12307 | " " " " Center (2) | 06 |
| 200043c | 12311 | " " " " " Set Screw (2) | 04 |
| 202276 | 12308 | Feed Lifting Rock Shaft Slide Block | 15 |
| 203238 | 12308 | " " " " " " " 202276 with 200243E and 201531E | 35 |
| 200243E | 11952 | Feed Lifting Rock Shaft Slide Block Hinge Screw | 08 |
| 201531E | 12308 | Feed Lifting Rock Shaft Slide Block Hinge Screw Nut | 03 |
| 204206 | 12306 | Feed Regulating Handle | 10 |
| 204207 | 12334 | " " " 204206 with 200098F, 202622, 204208 to 204210 and 204213 | 55 |
| 204208 | 12307 | Feed Regulating Handle Adjustable Stop | 05 |
| 200098F | 12307 | " " " " " " Screw | 03 |
| 204209 | 12307 | Feed Regulating Handle Position Pin.... | 01 |
| 204210 | 12306 | " " " Shaft | 20 |
| 204211 | 12306 | " " " " Crank with 200078c | 20 |
| 204212 | 12307 | Feed Regulating Handle Shaft Crank Link | 15 |
| 200271E | 12311 | Feed Regulating Handle Shaft Crank Link Hinge Screw (lower) | 05 |
| 200291E | 12307 | Feed Regulating Handle Shaft Crank Link Hinge Screw (upper) | 05 |
| 200078c | 12307 | Feed Regulating Handle Shaft Crank Set Screw | 03 |
| 204213 | 12307 | Feed Regulating Handle Shaft Sleeve (split) | 15 |
| 200362c | 12311 | Feed Regulating Handle Shaft Sleeve Set Screw | 03 |
| 202622 | 12306 | Feed Regulating Handle Shaft Sleeve Washer | 01 |
| 202036 | 12310 | Feed Regulating Handle Stop Pin | 01 |

| No. | Plate | Name | Each |
|---------|-------|---|-------|
| 204214 | — | Feed Regulating Handle complete, Nos. 200291E, 204207, 204211 and 204212.... | \$ 95 |
| *203239 | — | Hook (sewing) | — |
| 203240 | 12312 | " 203239 with 200600F, 200616F and 203251 | 2 20 |
| 203290 | 12312 | Hook and Bobbin Case complete, Nos. 203217 and 203240 | 3 00 |
| 203241 | 11007 | Hook Bevel Gear Socket, 24 teeth | 85 |
| 213630 | 12342 | " " " Oil Guard (left) (back) | 20 |
| 213367 | 12342 | Hook Bevel Gear Socket Oil Guard (left) (front) | 20 |
| 213633 | 12342 | Hook Bevel Gear Socket Oil Guard (right) (back) | 20 |
| 213368 | 12342 | Hook Bevel Gear Socket Oil Guard (right) (front) | 20 |
| 200099H | 12341 | Hook Bevel Gear Socket Oil Guard Screw (4) | 02 |
| 200555H | 11007 | Hook Bevel Gear Socket Screw | 05 |
| 203242 | 11007 | " " Pinion, 24 teeth, with two 200383c (2) | 1 00 |
| 200383c | 12311 | Hook Bevel Pinion Set Screw | 02 |
| 213136 | 12346 | " Counter Shaft | 45 |
| 203244 | 11007 | " " " Collar with two 200393c | 20 |
| 200393c | 11007 | Hook Counter Shaft Collar Set Screw.. | 02 |
| 203245 | 11007 | " " " Driving Gear, 44 teeth, with 200362c and 200439c | 1 00 |
| 213154 | 12305 | Hook Counter Shaft Driving Gear 203245 with 200045c and 203235 | 1 80 |
| 200439c | 12311 | Hook Counter Shaft Driving Gear Posi- tion Screw | 05 |
| 200362c | 12311 | Hook Counter Shaft Driving Gear Set Screw | 03 |
| 203246 | 11007 | Hook Counter Shaft Gear, 22 teeth, with two 200383c | 75 |
| 200383c | 12311 | Hook Counter Shaft Gear Set Screw ... | 02 |
| 202299 | — | " " " Oil Packing (wick) | 01 |
| 200840E | 11007 | " " " " " " Stop Screw | 10 |
| 213132 | 12346 | Hook Driving Shaft | 1 60 |
| 203248 | 12334 | " " " Bearing with 202299 | 20 |
| 202299 | — | " " " " Oil Packing (wick) | 01 |
| 202126 | 12308 | Hook Driving Shaft Bearing Position Pin | 01 |
| 200516E | 12311 | Hook Driving Shaft Bearing Screw.... | 08 |
| 213124 | 12341 | " " " Bushing (eccentric). | 25 |
| 202299 | — | " " " " Oil Packing (wick) | 01 |

From the library of Diamond Needle Corp.

| No. | Plate | Name | Each |
|---------|-------|---|--------|
| 200362c | 12311 | Hook Driving Shaft Bushing Set Screw | \$.03 |
| 213141 | 12341 | " " " Collar with two 200393c | 20 |
| 200393c | 11007 | Hook Driving Shaft Collar Set Screw | .02 |
| 203251 | 12312 | " " " " " Gib | .40 |
| 200600r | 12312 | " " " " " Hinge Screw | .02 |
| 200616r | 12312 | " " " " " Screw | .02 |
| 203542 | 11230 | " " Saddle (left), with 200840r and two 202299 | 1 50 |
| 203541 | 11230 | Hook Saddle (right), with 202299 | 1 25 |
| 202299 | — | " " " " " Oil Packing (wick) | .01 |
| 200006r | 11007 | " " " " " Screw (4) | .07 |
| 225585r | 11007 | " " " " " Washer (4) | .02 |
| 203254 | 12312 | " " " " " Washer | .20 |
| 203544 | 11230 | Hook Saddle (left) complete, Nos. 200555r, 203241, 203254, 203290 and 203542 | 5 50 |
| 203543 | 11230 | Hook Saddle (right) complete, Nos. 200555r, 203241, 203254, 203290 and 203541 | 5 25 |
| 203545 | 11230 | Hook Saddle Combination (left and right) complete, Nos. 203543 and 203544 | 11 00 |
| 202445 | 11125 | Knee Lifter Connection Lever with 202446 | .07 |
| 227311 | — | Knee Lifter Connection Lever 202445 with 200224r, 200262r, 227302 and 227308 | .50 |
| 200224r | 12306 | Knee Lifter Connection Lever Hinge Screw | .12 |
| 227308 | 11125 | Knee Lifter Connection Lever Lifting Rod with 202302 | .05 |
| 202302 | 12306 | Knee Lifter Connection Lever Lifting Rod Cotter Pin | .01 |
| 202446 | 12306 | Knee Lifter Connection Lever Pin | .03 |
| 227302 | 11125 | " " " " " Lifting Lever | .10 |
| 200262r | 12306 | " " " " " Hinge Screw | .10 |
| 231390 | 11904 | Needle Bar (hollow) | .80 |
| 204248 | 12307 | " " " " " Connecting Link | .35 |
| 200658c | 12307 | " " " " " Hinge Screw Stud | .10 |
| 201519c | 12307 | Needle Bar Connecting Link Hinge Screw Stud Nut | .03 |
| 204249 | 12308 | Needle Bar Connecting Stud with 200072c and 202277 | .40 |
| 202277 | — | Needle Bar Connecting Stud Oil Packing (wick) | .01 |
| 200072c | 12308 | Needle Bar Connecting Stud Pinch Screw | .03 |
| 204326 | — | " " " " " Packing Cord (2) | 25 |
| 200504r | 12310 | " " " " " Screw Bushing (lower) | .05 |

| No. | Plate | Name | Each |
|---------|-------|---|--------|
| 200503r | 12310 | Needle Bar Screw Bushing (upper) | \$.05 |
| 231385 | 11953 | " " Holder, in $\frac{3}{4}$ in. gauge, with 201030r and two 200141r | 1 50 |
| 231386 | 11953 | Needle Holder, in gauges from $\frac{3}{8}$ to $\frac{21}{16}$ in., in steps of $\frac{1}{16}$ in., with 201030r and two 200141r | 1 75 |
| 201030r | 11953 | Needle Holder Screw | .02 |
| 200141r | 11953 | " " Set Screw | .02 |
| 204251 | 12334 | Presser Bar (hollow), with 200074r | .80 |
| 204252 | 12308 | " " " " " Lifter | .20 |
| 200550c | 12311 | " " " " " Hinge Screw | .08 |
| 204253 | 12308 | " " " " " Lifting Bracket with 200086c | .40 |
| 200086c | 12308 | " " " " " Pinch Screw | .03 |
| 204254 | 12307 | " " " " " Position Guide | .30 |
| 200362c | 12311 | " " " " " Guide Set Screw | .03 |
| 204327 | 12306 | Presser Bar Packing Washer (felt) Per 100 | 25 |
| 200504r | 12310 | Presser Bar Screw Bushing (lower) | .05 |
| 204255 | 12310 | " " " " " Spring | .50 |
| 200491r | 12305 | " " " " " Thumb Screw (pressure reg- ulating) | 1 25 |
| 229107 | 11957 | Presser Foot, 46 needle hole, for needle sizes 5 to 7, in $\frac{3}{4}$ in. gauge | .25 |
| 229108 | 13073 | Presser Foot, 46 needle hole, for needle sizes 5 to 7, in gauges from $\frac{3}{8}$ to 1 in., in steps of $\frac{1}{16}$ inch | .25 |
| 229110 | 13073 | Presser Foot, 46 needle hole, for needle sizes 5 to 7, in gauges from $1\frac{1}{16}$ to $1\frac{1}{2}$ in steps of $\frac{1}{16}$ inch | 1 25 |
| 229117 | 13075 | Presser Foot, 46 needle hole, for needle sizes 5 to 7, in gauges from $1\frac{1}{16}$ to 2 $\frac{1}{2}$ in., in steps of $\frac{1}{16}$ inch | 1 25 |
| 200074r | 12308 | Presser Foot Screw | .03 |
| 212920 | — | Take-up Cam with 200335c and 200430c .. | 1 35 |
| 203268 | 12334 | " " " " " 212920 with 200383c, 200658c and 201519c | 1 50 |
| 203172 | 12307 | Take-up Cam Friction Washer | .05 |
| 200430c | 12311 | " " " " " Position Screw | .08 |
| 200383c | 12311 | " " " " " Check Screw | .02 |
| 200335c | 12311 | " " " " " Set Screw | .04 |
| 204553 | 12386 | " " " " " Lever with 204265 | .75 |
| 206601 | — | " " " " " 204553 with 204263 | .90 |
| 204263 | 12310 | " " " " " Bearing with 204264 | .15 |
| 204264 | 12306 | " " " " " Position Pin | .01 |
| 200042r | 12311 | " " " " " Screw | .05 |
| 204265 | — | " " " " " Oil Guard | .05 |
| 204816 | 12307 | " " " " " Roller | .12 |
| 204554 | 12386 | Take-up Lever complete, Nos. 200042r, 204816 and 206601 | 1 00 |

| No. | Plate | Name | Each |
|---------|-------|--|-------|
| 202402 | 12309 | Tension Disc | \$ 05 |
| 202090 | 12309 | " " Position Pin | 01 |
| 204555 | 11952 | " Release Lever | 10 |
| 200309E | 10483 | " " Screw | 04 |
| 202075 | 12309 | " " Plunger | 03 |
| 215609 | — | " " Slide | 18 |
| 204268 | 12310 | " " " 215609 with 204269 .. | 20 |
| 204269 | 12308 | " " " Spring | 02 |
| 202407 | 12309 | " Spring | 05 |
| 200632H | 12309 | " Stud | 20 |
| 200397H | 12309 | " " Set Screw | 02 |
| 204572B | 12309 | " Thumb Nut | 04 |
| 204271 | 12309 | " Washer | 05 |
| 204272 | 12309 | Tension complete, Nos. 200632H, 204572B, 202075, 202407, 204271 and two 202402 | 50 |
| 204273 | 12308 | Thread Controller Adjusting Collar with 200684H (for Presser Bar) | 15 |
| 200684H | 12308 | Thread Controller Adjusting Collar Screw | 04 |
| 204274 | 12309 | " " Plate | 12 |
| 200577H | 12311 | " " " Screw | 02 |
| 202098 | 12309 | " " Roller | 05 |
| 204275 | 12309 | " " " Guard | 10 |
| 202084 | 12309 | " " " Washer | 01 |
| 200300G | 12309 | " " " Screw | 04 |
| 204276 | 12309 | " " Spring (Per 100 \$1.25) | 03 |
| 204333 | 12309 | " " " Guard | 08 |
| 200581H | 12309 | " " " Screw | 02 |
| 204277 | 12309 | " " " Stop | 15 |
| 204278 | 12309 | " " " " Driving Gear | 10 |
| 200319C | 12309 | " " " " " " " | |
| | | Hinge Screw | 04 |
| 200135C | 12309 | Thread Controller Spring Stop Screw .. | 03 |
| 204279 | 12309 | " " " Stud with 204925 | 10 |
| 200366H | 11902 | " " " " Set Screw | 02 |
| 204925 | 12306 | " " " " Washer .. | 01 |
| 205987 | 12309 | Thread Controller complete, Nos. 200300G, 200581H, 202084, 202098, 204274, 204275 and 204333 | 42 |
| 204280 | 12309 | Thread Controller and Spring complete, Nos. 204276 and 205987 | 45 |
| 203313 | 12386 | Thread Guide | 10 |
| 204556 | 12386 | " " | 05 |
| 204281 | 12309 | " Retainer Guide Wire | 01 |
| 202091 | 12309 | " " Sleeve | 05 |
| 202092 | 12309 | " " Spring | 01 |
| 204058B | 12309 | " " Stud | 07 |
| 200368H | 12309 | " " " Set Screw | 02 |
| 204059 | 12309 | Thread Retainer complete, Nos. 202091, 202092 and 204058B | 15 |

| No. | Plate | Name | Each |
|---------|-------|--|---------|
| 211681 | 12093 | Throat Plate, 50 needle hole, for needle sizes 3 to 5, in gauges 3, 3 $\frac{1}{2}$, 4, 4 $\frac{1}{2}$ and 5 in., for 211685 | \$ 1 50 |
| 211686 | 12094 | Throat Plate, 50 needle hole, for needle sizes 3 to 5, in gauges from 3 $\frac{1}{2}$ to 4 $\frac{1}{2}$ in., in steps of $\frac{1}{32}$ in., for 211689 | 1 50 |
| 211690 | 12094 | Throat Plate, 50 needle hole, for needle sizes 3 to 5, in gauges 4 $\frac{1}{2}$ and 4 $\frac{3}{4}$ in., for 211693 | 1 50 |
| 211909 | 12095 | Throat Plate, 50 needle hole, for needle sizes 3 to 5, in 4 $\frac{1}{2}$ in. gauge, for 211910 | 1 50 |
| 211695 | 12095 | Throat Plate, 50 needle hole, for needle, sizes 3 to 5, in gauges 4, 4 $\frac{1}{2}$ and 4 $\frac{3}{4}$ in., for 211698 | 1 50 |
| 211699 | 12096 | Throat Plate, 50 needle hole, for needle sizes 3 to 5, in gauges from 4 $\frac{1}{2}$ to 4 $\frac{3}{4}$ in., in steps of $\frac{1}{32}$ in., for 211702 | 2 00 |
| 211704 | 12097 | Throat Plate, 50 needle hole, for needle sizes 3 to 5, in gauges from 4 $\frac{1}{2}$ to 4 $\frac{3}{4}$ in., in steps of $\frac{1}{32}$ in., for 211707 | 2 00 |
| 211709 | 12098 | Throat Plate, 50 needle hole, for needle sizes 3 to 5, in gauges from 4 $\frac{1}{2}$ to 4 $\frac{3}{4}$ in., in steps of $\frac{1}{32}$ in., for 211712 | 2 00 |
| 211949 | 11956 | Throat Plate, 50 needle hole, for needle sizes 3 to 5, in gauges 2 $\frac{1}{2}$, 2 $\frac{3}{4}$ and 2 $\frac{1}{2}$ in., for 211947 | 2 60 |
| 200161D | 12319 | Throat Plate Clamp Screw | 04 |
| 202062 | 12308 | " " Position Pin | 01 |
| 200577H | 12311 | " " " Screw | 02 |

MACHINE No. 26 w 2

DROP FEED

For Shirts, Corsets, Underwear, Etc.

In gauges from $\frac{3}{4}$ to $2\frac{1}{4}$ inches.

The same as Machine No. 26 w 1 with the following exceptions:

| No. | Plate | Name | Each |
|--------|-------|---|-------|
| 211684 | 12093 | Feed Dog, for 211683 | \$ 75 |
| 211689 | 12094 | " " " 211688 | 75 |
| 211694 | 12094 | " " " 211692 | 75 |
| 211910 | 12095 | " " " 211243 | 75 |
| 211703 | 12096 | " " " 211701 | 1 00 |
| 211698 | 12095 | " " " 211697 | 75 |
| 211708 | 12097 | " " " 211706 | 1 00 |
| 211712 | 12098 | " " " 211711 | 1 00 |
| 211946 | 11956 | " " " 211948 | 1 00 |
| 201258 | 12386 | Presser Bar Spring (heavy), in place of 204255 | 10 |
| 230795 | 11902 | Presser Foot Hinge Pin | 91 |
| 229179 | --- | " " " Plate, for 229180 | 1 10 |
| 229165 | --- | " " " " 229166 | 1 25 |
| 229181 | --- | " " " " 229182 | 1 50 |
| 229186 | --- | " " " " 229187 | 1 75 |
| 202923 | --- | " " " Shank | 60 |
| 229180 | 11958 | Presser Foot (hinged) complete, 38 needle hole, for needle sizes 9 to 12, in $\frac{3}{4}$ in. gauge, Nos. 202923, 229179 and 230795 | 1 85 |
| 229166 | 11958 | Presser Foot (hinged) complete, 38 needle hole, for needle sizes 9 to 12, in gauges from $\frac{3}{8}$ to $1\frac{1}{16}$ in., in steps of $\frac{1}{32}$ in., Nos. 202923, 229165 and 230795 | 2 00 |
| 229182 | 11958 | Presser Foot (hinged) complete, 38 needle hole, for needle sizes 9 to 12, in gauges from $1\frac{1}{8}$ to $1\frac{1}{2}$ in., in steps of $\frac{1}{16}$ in., Nos. 202923, 229181 and 230795 | 2 25 |
| 229187 | 11958 | Presser Foot (hinged) complete, 38 needle hole, for needle sizes 9 to 12, in gauges from $1\frac{1}{2}$ to $1\frac{1}{2}$ in., in steps of $\frac{1}{16}$ in., Nos. 202923, 229186 and 230795 | 2 50 |
| 211683 | 12093 | Throat Plate, 40 needle hole, for needle sizes 7 to 9, in gauges $\frac{3}{4}$, $\frac{7}{8}$, $1\frac{1}{8}$, $\frac{3}{4}$ and $\frac{7}{8}$ in., for 211684 | 1 50 |

| No. | Plate | Name | Each |
|--------|-------|--|------|
| 211688 | 12094 | Throat Plate, 40 needle hole, for needle sizes 7 to 9, in gauges from $\frac{3}{8}$ to $1\frac{1}{8}$ in., in steps of $\frac{1}{32}$ in., for 211689 | 1 50 |
| 211692 | 12094 | Throat Plate, 40 needle hole, for needle sizes 7 to 9, in gauges $1\frac{1}{8}$ and $1\frac{1}{4}$ in., for 211694 | 1 50 |
| 211243 | 12095 | Throat Plate, 40 needle hole, for needle sizes 7 to 9, in $1\frac{1}{2}$ in. gauge, for 211910 | 1 50 |
| 211697 | 12095 | Throat Plate, 40 needle hole, for needle sizes 7 to 9, in gauges $1\frac{1}{8}$, $1\frac{1}{4}$ and $1\frac{1}{2}$ in., for 211698 | 1 50 |
| 211701 | 12096 | Throat Plate, 40 needle hole, for needle sizes 7 to 9, in gauges from $1\frac{1}{8}$ to $1\frac{1}{2}$ in., in steps of $\frac{1}{16}$ in., for 211703 | 2 00 |
| 211706 | 12097 | Throat Plate, 40 needle hole, for needle sizes 7 to 9, in gauges from $1\frac{1}{8}$ to $1\frac{1}{2}$ in., in steps of $\frac{1}{16}$ in., for 211708 | 2 00 |
| 211711 | 12098 | Throat Plate, 40 needle hole, for needle sizes 7 to 9, in garges from $1\frac{1}{2}$ to $2\frac{1}{4}$ in., in steps of $\frac{1}{8}$ in., for 211712 | 2 00 |
| 211948 | 11956 | Throat Plate, 46 needle hole, for needle sizes 5 to 7, in gauges $2\frac{1}{8}$, $2\frac{1}{2}$ and $2\frac{1}{2}$ in., for 211946 | 2 00 |

From the library of: Diamond Needle Corp

LIST OF PARTS COMPLETE

FOR

MACHINE No. 26 w 3

DROP FEED. ALTERNATING PRESSERS.

For Tailoring.

In gauges from $\frac{3}{8}$ to $2\frac{1}{4}$ inches.

| No. | Plate | Name | Each |
|---------|-------|---|------|
| *204171 | — | Arm | \$ — |
| *204117 | — | " 204471 with 200439c, 202036 and 204705 | — |
| 204163 | 12305 | Arm Cap | 10 |
| 200278H | 12311 | " " Screw | 05 |
| 202248H | 12307 | " " " Washer | 05 |
| 200963E | 12311 | " Screw (3) | 06 |
| 202005 | 12308 | " " Washer (3) | 01 |
| 213001 | 11901 | " Shaft | 1 85 |
| 204705 | 12331 | " " Bushing (front) | 35 |
| 200439c | 12311 | " " " Position Screw | 05 |
| 204440 | 12346 | " " Connection with four 200054E (2) | 75 |
| 200054E | 12307 | Arm Shaft Connection Screw | 03 |
| 202299 | — | " " Oil Packing (wick) (2) | 01 |
| 204805 | 12346 | Balance Wheel, 5 $\frac{1}{2}$ in. diam. (belt groove 3 in diam.), with 200328c and 200335c | 1 00 |
| 200062H | 12311 | Balance Wheel Adjusting Screw | 07 |
| 200328c | 12311 | " " Position Screw | 01 |
| 200335c | 12311 | " " Set Screw | 01 |
| *213135 | — | Bed | — |
| *212912 | — | " 213135 with 200840E, 202062, 202299, 203248, 213124, two each 200362c and 200516E | — |
| 202258 | 12345 | Bed Hinge Connection (2) | 08 |
| 200570E | 12311 | " " " Screw (1) | 05 |
| 203329 | 11901 | " Slide (back) | 30 |
| 203301 | 12334 | " " (front), for gauges from $\frac{3}{8}$ to 1 inch | 35 |
| 213750 | 11950 | Bed Slide (front), for gauges from $1\frac{1}{2}$ to $2\frac{1}{2}$ inch | 35 |
| 203208 | 12312 | Bobbin | 05 |
| 203210 | 12312 | " Case Base with 202056, 203211 to 203213 and 203216 | 55 |
| 203211 | 12312 | Bobbin Case Base Latch | 05 |

| No. | Plate | Name | Each |
|---------|-------|--|------|
| *202056 | 12312 | Bobbin Case Base Latch Pin | \$ — |
| 203212 | 12312 | " " " " Plunger | 02 |
| 203213 | 12312 | " " " " Spring | 01 |
| 203209 | 12312 | " " Cap with 200984E, 203214, 203215 and two 200594E | 25 |
| 203214 | 12312 | Bobbin Case Tension Spring | 10 |
| 200984E | 12312 | " " " " Regulating Screw | 04 |
| 200594E | 12312 | Bobbin Case Tension Spring Screw | 02 |
| 203215 | 12312 | " " Thread Guide | 05 |
| 200594E | 12312 | " " " " Screw | 02 |
| 203216 | 12312 | " " Washer (cloth)Per 100 | 25 |
| 203217 | 12312 | Bobbin Case complete, Nos. 203209 and 203210 | 80 |
| 213716 | 11901 | Face Plate with 200366H, 202087, 204730, two each 200368H, 202090, 201281 and three 200397H | 1 10 |
| 200053c | 12311 | Face Plate Screw | 04 |
| 204730 | 12386 | " " Thread Guide | 03 |
| 200397H | 12309 | " " " " Set Screw | 02 |
| 213717 | 11901 | Face Plate complete, Nos. 200577H, 202088, 203766, 204280, 213716, two each 200309E, 204059 and 204272 | 3 50 |
| 203303 | 12334 | Feed Bar with 204189 | 1 00 |
| 203309 | — | " " 203303 with 200214E, 201525E and 204200 | 1 00 |
| 200214E | 12310 | Feed Bar Hinge Screw | 02 |
| 201525E | 12310 | " " " " Nut | 03 |
| 214124 | 12386 | " " Spring | 04 |
| 204189 | 12306 | " " " Hook | 01 |
| 211685 | 12093 | " Dog, for 211682 | 75 |
| 211689 | 12094 | " " " 211687 | 75 |
| 211693 | 12094 | " " " 211691 | 75 |
| 211910 | 12095 | " " " 211909 | 75 |
| 211698 | 12095 | " " " 211696 | 75 |
| 211702 | 12096 | " " " 211700 | 1 00 |
| 211707 | 12097 | " " " 211705 | 1 00 |
| 211712 | 12098 | " " " 211710 | 1 00 |
| 211947 | 11956 | " " " 211949 | 1 00 |
| 200106E | 12311 | " " Screw (2) | 02 |
| 203233 | 12305 | " Driving Cam with 200382c and 200437c | 50 |
| 204192 | — | Feed Driving Cam Fork Lever with 204195 and 204293 | 85 |
| 204193 | 12334 | Feed Driving Cam Fork Lever Connection with 200668c and 201525E | 35 |
| 204194 | 12306 | Feed Driving Cam Fork Lever Connection Clamp with 200031c | 45 |
| 200031c | 12311 | Feed Driving Cam Fork Lever Connection Clamp Pinch Screw | 04 |

From the Library of: Diamond Needle Corp

| No. | Plate | Name | Each |
|---------|-------|--|-------|
| 200668c | 12310 | Feed Driving Cam Fork Lever Connection Clamp Screw Stud | \$ 06 |
| 201525e | 12310 | Feed Driving Cam Fork Lever Connection Clamp Screw Stud Nut | 03 |
| 200002e | 12310 | Feed Driving Cam Fork Lever Connection Hinge Screw | 07 |
| 201522e | 12310 | Feed Driving Cam Fork Lever Connection Hinge Screw Nut | 03 |
| *204195 | --- | Feed Driving Cam Fork Lever Shaft | — |
| 204197 | 12306 | " " " " " " Col- lar with 200113e | 15 |
| 200113e | 12308 | Feed Driving Cam Fork Lever Shaft Col- lar Set Screw | 03 |
| 204293 | 12308 | Feed Driving Cam Fork Lever Shaft Position Pin | 01 |
| 204196 | 12307 | Feed Driving Cam Fork Lever Shaft Sleeve (split) | 25 |
| 200043c | 12311 | Feed Driving Cam Fork Lever Shaft Sleeve Set Screw | 04 |
| 201524e | 12310 | Feed Driving Cam Fork Lever Shaft Sleeve Set Screw Nut | 03 |
| 204198 | 12334 | Feed Driving Cam Fork Lever complete, Nos. 204192 and 204191 | 1 30 |
| 200437c | 12311 | Feed Driving Cam Position Screw | 06 |
| 200382c | 11902 | " " " Set Screw | 02 |
| 204199 | 12346 | " " Rock Shaft | 35 |
| 206554 | --- | " " " " 204199 with 200002e, 201522e and 204193 | 80 |
| 202305c | 12307 | Feed Driving Rock Shaft Center (2) | 06 |
| 200043c | 12311 | " " " " " Set Screw (2) | 04 |
| 204200 | 12305 | Feed Driving Rock Shaft Crank with 204189 (on left side) and two 200383c | 35 |
| 200383c | 12311 | Feed Driving Rock Shaft Crank Set Screw | 02 |
| 203235 | 12308 | Feed Lifting Cam with 202126 | 75 |
| 204202 | 12308 | " " " Fork with 200027e | 75 |
| 200027e | 12310 | " " " " Pinch Screw | 04 |
| 202126 | 12308 | " " " Position Pin | 01 |
| 200045c | 12310 | " " " Screw | 03 |
| 203305 | 12334 | " " Rock Shaft | 30 |
| 203315 | 12334 | " " " " 203305 with 203238 | 65 |
| 202305c | 12307 | Feed Lifting Rock Shaft Center (2) | 06 |
| 200043c | 12311 | " " " " " Set Screw (2) | 04 |
| 202276 | 12308 | Feed Lifting Rock Shaft Slide Block | 15 |
| 203238 | 12308 | " " " " " 202276 with 200243e and 201531e | 35 |

| No. | Plate | Name | Each |
|---------|-------|--|-------|
| 200243e | 11952 | Feed Lifting Rock Shaft Slide Block Hinge Screw | \$ 08 |
| 201531e | 12308 | Feed Lifting Rock Shaft Slide Block Hinge Screw Nut | 03 |
| 201206 | 12306 | Feed Regulating Handle | 10 |
| 204207 | 12334 | " " " 204206 with 200098e, 202622, 204208 to 204210 and 204213 | 55 |
| 204208 | 12307 | Feed Regulating Handle Adjustable Stop | 05 |
| 200098e | 12307 | " " " " " " Screw | 03 |
| 204209 | 12307 | Feed Regulating Handle Position Pin | 01 |
| 204210 | 12306 | " " " Shaft | 20 |
| 204211 | 12306 | " " " " Crank with 200078c | 20 |
| 204212 | 12307 | Feed Regulating Handle Shaft Crank Link | 15 |
| 200271e | 12311 | Feed Regulating Handle Shaft Crank Link Hinge Screw (lower) | 05 |
| 200291e | 12307 | Feed Regulating Handle Shaft Crank Link Hinge Screw (upper) | 05 |
| 200078c | 12307 | Feed Regulating Handle Shaft Crank Set Screw | 03 |
| 204213 | 12307 | Feed Regulating Handle Shaft Sleeve (split) | 15 |
| 200362c | 12311 | Feed Regulating Handle Shaft Sleeve Set Screw | 03 |
| 202622 | 12306 | Feed Regulating Handle Shaft Sleeve Washer | 01 |
| 202036 | 12310 | Feed Regulating Handle Stop Pin | 01 |
| 204214 | --- | Feed Regulating Handle complete, Nos. 200291e, 204207, 204211 and 204212 | 95 |
| *203239 | --- | Hook (sewing) | — |
| 203240 | 12312 | " 203239 with 200600e, 200616e and 203251 | 2 20 |
| 203290 | 12312 | Hook and Bobbin Case complete, Nos. 203217 and 203240 | 3 00 |
| 203241 | 11007 | Hook Bevel Gear Socket, 24 teeth | 85 |
| 213630 | 12342 | " " " Oil Guard (left) (back) | 20 |
| 213367 | 12342 | Hook Bevel Gear Socket Oil Guard (left) (front) | 20 |
| 213633 | 12342 | Hook Bevel Gear Socket Oil Guard (right) (back) | 20 |
| 213638 | 12342 | Hook Bevel Gear Socket Oil Guard (right) (front) | 20 |
| 200099e | 12341 | Hook Bevel Gear Socket Oil Guard Screw (H) | 02 |
| 200555e | 11007 | Hook Bevel Gear Socket Screw | 05 |

| No. | Plate | Name | Each |
|---------|-------|---|---------|
| 203242 | 11007 | Hook Bevel Pinion, 24 teeth, with two 200383c (2) | \$ 1 00 |
| 200383c | 12311 | Hook Bevel Pinion Set Screw | 02 |
| 213136 | 12346 | " Counter Shaft | 45 |
| 203244 | 11007 | " " " Collar with two 200393c | 20 |
| 200393c | 11007 | Hook Counter Shaft Collar Set Screw.. | 02 |
| 203245 | 11007 | " " " Driving Gear, 44 teeth, with 200362c and 200139c..... | 1 00 |
| 213154 | 12305 | Hook Counter Shaft Driving Gear 203245 with 200045c and 203235 | 1 80 |
| 200439c | 12311 | Hook Counter Shaft Driving Gear Position Screw | 05 |
| 200362c | 12311 | Hook Counter Shaft Driving Gear Set Screw | 03 |
| 203246 | 11007 | Hook Counter Shaft Gear, 22 teeth, with two 200383c | 75 |
| 200383c | 12311 | Hook Counter Shaft Gear Set Screw.... | 02 |
| 202299 | — | " " " Oil Packing (wick).. | 01 |
| 200840E | 11007 | " " " " " " " " " Stop Screw | 10 |
| 213132 | 12346 | Hook Driving Shaft | 1 60 |
| 203248 | 12334 | " " " Bearing with 202299 | 20 |
| 202299 | — | " " " " Oil Packing (wick) | 01 |
| 202126 | 12308 | Hook Driving Shaft Bearing Position Pin | 01 |
| 200516E | 12311 | " " " " Screw | 08 |
| 213124 | 12341 | " " " Bushing (eccentric). | 25 |
| 202299 | — | " " " " Oil Packing (wick) | 01 |
| 200362c | 12311 | Hook Driving Shaft Bushing Set Screw.. | 03 |
| 213141 | 12341 | " " " Collar with two 200393c | 20 |
| 200393c | 11007 | Hook Driving Shaft Collar Set Screw.. | 02 |
| 203251 | 12312 | " Gib | 40 |
| 200600F | 12312 | " " Hinge Screw | 02 |
| 200616F | 12312 | " " Screw | 02 |
| 203542 | 11230 | " Saddle (left), with 200840c and two 202299 | 1 50 |
| 203541 | 11230 | Hook Saddle (right), with 202299 | 1 25 |
| 202299 | — | " " Oil Packing (wick) | 01 |
| 200006E | 11007 | " " Screw (4) | 07 |
| 225585E | 11007 | " " Washer (4) | 02 |
| 203254 | 12312 | " Washer | 20 |
| 203544 | 11230 | Hook Saddle (left) complete, Nos. 200555n, 203241, 203254, 203290 and 203542 | 5 50 |
| 203543 | 11230 | Hook Saddle (right) complete, Nos. 200555n, 203241, 203254, 203290 and 203541 | 5 25 |

| No. | Plate | Name | Each |
|---------|-------|---|---------|
| 203545 | 11230 | Hook Saddle Combination (left and right) complete, Nos. 203543 and 203541 | \$11 00 |
| 202415 | 11125 | Knee Lifter Connection Lever with 202446 | 07 |
| 227311 | — | Knee Lifter Connection Lever 202445 with 200224n, 200262n, 227302 and 227308 | 50 |
| 200224n | 12306 | Knee Lifter Connection Lever Hinge Screw | 12 |
| 227308 | 11125 | Knee Lifter Connection Lever Lifting Rod with 202302 | 05 |
| 202302 | 12306 | Knee Lifter Connection Lever Lifting Rod Cotter Pin | 01 |
| 202446 | 12306 | Knee Lifter Connection Lever Pin..... | 03 |
| 227302 | 11125 | " " Lifting Lever | 09 |
| 200262n | 12306 | " " " " Hinge Screw.. | 40 |
| 204475 | 10483 | Lifting Lever with 200122n | 1 60 |
| 208389 | — | " " 204475 with 200935E, 201534E, 204478 and 206659 | 2 40 |
| 213004 | 11902 | Lifting Lever Driving Crank | 80 |
| 204478 | 10483 | " " " " Link | 40 |
| 200122n | 10483 | " " " " " Stop Screw | 03 |
| 200400c | 11902 | Lifting Lever Driving Crank Position Screw | 04 |
| 200387c | 12376 | Lifting Lever Driving Crank Position Screw Set Screw | 02 |
| 204479 | 11902 | Lifting Lever Driving Crank Position Screw Set Screw Packing (brass).... | 01 |
| 200181D | 10483 | Lifting Lever Stop Screw | 03 |
| 204480 | 10483 | " " Stud Lifting Bracket with 200086c and 200181D | 55 |
| 208390 | — | Lifting Lever Stud Lifting Bracket 204480 with 208389 | 2 85 |
| 200086c | 12308 | Lifting Lever Stud Lifting Bracket Pinch Screw | 03 |
| 229654 | 11960 | Lifting Presser Foot, 46 needle hole, for needle sizes 5 to 7, in gauges $\frac{3}{16}$, $\frac{1}{4}$, $\frac{5}{16}$ and $\frac{3}{8}$ in., for 229655 | 3 00 |
| 206683 | 11960 | Lifting Presser Foot, 46 needle hole, for needle sizes 5 to 7, in gauges from $\frac{3}{16}$ to $\frac{1}{4}$ in., in steps of $\frac{1}{16}$ in., for 206685 | 3 00 |
| 229659 | 11961 | Lifting Presser Foot, 46 needle hole, for needle sizes 5 to 7, in gauges from $\frac{1}{8}$ to $\frac{1}{4}$ in., in steps of $\frac{1}{16}$ in., for 229660 | 3 75 |
| 206687 | 11962 | Lifting Presser Foot, 46 needle hole, for needle sizes 5 to 7, in gauges from $\frac{1}{8}$ to $\frac{1}{4}$ in., in steps of $\frac{1}{16}$ in., for 206689 | 4 00 |
| 200074E | 12308 | Lifting Presser Foot Screw | 03 |

| No. | Plate | Name | Each |
|---------|-------|---|-------|
| 231390 | 11904 | Needle Bar (hollow) | \$ 80 |
| 204484 | 10183 | " " Connecting Link with 200188c | 50 |
| 200188c | 10483 | Needle Bar Connecting Link Pinch Screw | 02 |
| 204249 | 12308 | " " " Stud with 200072c and 202277 | 10 |
| 202277 | --- | Needle Bar Connecting Stud Oil Packing (wick) | 01 |
| 200072c | 12308 | Needle Bar Connecting Stud Pinch Screw | 03 |
| 204326 | --- | " " Packing Cord (2) .. Per 100 | 25 |
| 200504E | 12310 | " " Screw Bushing (lower) | 05 |
| 200503B | 12310 | " " " " (upper) | 05 |
| 231385 | 11953 | " Holder, in $\frac{3}{8}$ in. gauge, with 201030E and two 200141E | 1 50 |
| 231386 | 11953 | Needle Holder, in gauges from $\frac{1}{16}$ to $\frac{1}{4}$ in., in steps of $\frac{1}{32}$ in., with 201030E and two 200141E | 1 75 |
| 201030E | 11953 | Needle Holder Screw | 02 |
| 200141E | 11953 | " Set Screw | 02 |
| 204251 | 12334 | Presser Bar (hollow), with 200074E | 80 |
| 204252 | 12308 | " " Lifter | 20 |
| 200550c | 12311 | " " " Hinge Screw | 08 |
| 204481 | 11902 | " " Lifting Bracket Position Guide | 35 |
| 200362c | 12311 | Presser Bar Lifting Bracket Position Guide Set Screw | 03 |
| 204327 | 12306 | Presser Bar Packing Washer (felt) Per 100 | 25 |
| 200504E | 12310 | Presser Bar Screw Bushing (lower) | 05 |
| 204482 | 11902 | " " Spring | 15 |
| 200491B | 12305 | " " Thumb Screw (pressure regulating) | 25 |
| 201506B | 12376 | Presser Bar Thumb Screw Check Nut .. | 06 |
| 213925 | 11904 | Take-up Cam with 200347c, 200383c, 200387c, 200400c, 200430c and 204479 .. | 1 75 |
| 203172 | 12307 | Take-up Cam Friction Washer | 05 |
| 200430c | 12311 | " " Position Screw | 08 |
| 200383c | 12311 | " " " " Check Screw | 02 |
| 200347c | 12321 | " " Set Screw | 03 |
| 213005 | 11904 | Take-up Cam complete, Nos. 204484, 213004 and 213925 | 3 00 |
| 204553 | 12386 | Take-up Lever with 204265 | 75 |
| 206601 | --- | " " 204553 with 204263 | 90 |
| 204263 | 12310 | " " Bearing with 204264 | 15 |
| 204264 | 12306 | " " " Position Pin | 01 |
| 200042E | 12311 | " " " Screw | 05 |
| 204265 | --- | " " Oil Guard | 05 |
| 201816 | 12307 | " " Roller | 12 |
| 204554 | 12386 | Take-up Lever complete, Nos. 200042E, 201816 and 206601 | 1 00 |

| No. | Plate | Name | Each |
|---------|-------|---|-------|
| 202402 | 12309 | Tension Disc | \$ 05 |
| 202090 | 12309 | " " Position Pin | 01 |
| 203766 | 11952 | " Release Lever | 10 |
| 200309E | 10483 | " " " Screw | 04 |
| 202075 | 12309 | " " Plunger | 03 |
| 215609 | --- | " " Slide | 18 |
| 204268 | 12310 | " " " 215609 with 204269 .. | 20 |
| 204269 | 12308 | " " " Spring | 02 |
| 202407 | 12309 | " Spring | 05 |
| 200632B | 12309 | " Stud | 20 |
| 200397B | 12309 | " " Set Screw | 02 |
| 204572B | 12309 | " Thumb Nut | 04 |
| 204271 | 12309 | " Washer | 05 |
| 204272 | 12309 | Tension complete, Nos. 200632B, 204572B, 202075, 202407, 204271 and two 202402 | 50 |
| 204271 | 12309 | Thread Controller Plate | 02 |
| 200577B | 12311 | " " " Screw | 02 |
| 202098 | 12309 | " " Roller | 05 |
| 204275 | 12309 | " " " Guard | 00 |
| 202081 | 12309 | " " " Washer | 01 |
| 200300c | 12309 | " " " Screw | 04 |
| 204276 | 12309 | " " Spring (Per 100 \$1.25) | 03 |
| 204333 | 12309 | " " " Guard | 08 |
| 200581B | 12309 | " " " " Screw | 02 |
| 202087 | 11952 | " " " Stop | 03 |
| 202088 | 10483 | " " " Stud with 204925 | 00 |
| 200366B | 11902 | " " " Set Screw ... | 02 |
| 204925 | 12306 | " " " " Washer | 01 |
| 205987 | 12309 | Thread Controller complete, Nos. 200300c, 200581B, 202081, 202098, 204274, 204275 and 204333 | 02 |
| 204280 | 12309 | Thread Controller and Spring complete, Nos. 204276 and 205987 | 05 |
| 203313 | 12386 | Thread Guide | 10 |
| 204556 | 12386 | " " | 05 |
| 204281 | 12309 | " Retainer Guide Wire | 01 |
| 202091 | 12309 | " " Sleeve | 05 |
| 202092 | 12309 | " " Spring | 01 |
| 204058B | 12309 | " " Stud | 07 |
| 200368B | 12309 | " " " Set Screw | 02 |
| 204059 | 12309 | Thread Retainer complete, Nos. 202091, 202092 and 204058B | 15 |
| 211682 | 12093 | Throat Plate, 46 needle hole, for needle sizes 5 to 7, in gauges $\frac{1}{16}$, $\frac{3}{16}$, $\frac{1}{4}$, $\frac{5}{16}$ and $\frac{3}{8}$ in., for 211685 | 1 50 |
| 211687 | 12094 | Throat Plate, 46 needle hole, for needle sizes 5 to 7, in gauges from $\frac{1}{16}$ to $\frac{1}{4}$ in., in steps of $\frac{1}{32}$ in., for 211689 | 1 50 |

| No. | Plate | Name | Each |
|---------|-------|---|---------|
| 211691 | 12094 | Throat Plate, 46 needle hole, for needle sizes 5 to 7, in gauges $1\frac{1}{16}$ and $1\frac{1}{8}$ in., for 211693 | \$ 1 50 |
| 211909 | 12095 | Throat Plate, 50 needle hole, for needle sizes 3 to 5, in $1\frac{1}{16}$ in. gauge, for 211910 | 1 50 |
| 211696 | 12095 | Throat Plate, 46 needle hole, for needle sizes 5 to 7, in gauges $1\frac{1}{16}$, $1\frac{1}{8}$ and $1\frac{1}{4}$ in., for 211698 | 1 50 |
| 211700 | 12096 | Throat Plate, 46 needle hole, for needle sizes 5 to 7, in gauges from $1\frac{1}{16}$ to $1\frac{1}{2}$ in., in steps of $\frac{1}{16}$ in., for 211702 | 2 00 |
| 211705 | 12097 | Throat Plate, 46 needle hole, for needle sizes 5 to 7, in gauges from $1\frac{1}{16}$ to $1\frac{1}{2}$ in., in steps of $\frac{1}{16}$ in., for 211707 | 2 00 |
| 211710 | 12098 | Throat Plate, 46 needle hole, for needle sizes 5 to 7, in gauges from $1\frac{1}{16}$ to $2\frac{1}{4}$ in., in steps of $\frac{1}{16}$ in., for 211712 | 2 00 |
| 211949 | 11956 | Throat Plate, 50 needle hole, for needle sizes 3 to 5, in gauges $2\frac{1}{16}$, $2\frac{1}{8}$ and $2\frac{1}{4}$ in., for 211947 | 2 00 |
| 200161D | 12319 | Throat Plate Clamp Screw | 04 |
| 202062 | 12308 | " " Position Pin | 01 |
| 200577H | 12311 | " " Screw | 02 |
| 206660 | — | Vibrating Presser Bar | 45 |
| 206659 | 12376 | " " " 206660 with 204493 and two 200138D | 60 |
| 200935F | 11952 | Vibrating Presser Bar Hinge Screw | 08 |
| 201534E | 11902 | " " " " Nut | 03 |
| 229838 | 12376 | " " " Position Stop | 50 |
| 200053C | 12311 | " " " " " " Screw | 04 |
| 204493 | 12376 | Vibrating Presser Bar Spring | 10 |
| 200138D | 11902 | " " " " Screw | 02 |
| 229655 | 11960 | " " Foot, for 229654 | 2 00 |
| 206685 | 11960 | " " " " 206683 | 2 00 |
| 229660 | 11961 | " " " " 229659 | 3 75 |
| 206689 | 11962 | " " " " 206687 | 3 75 |
| 200098F | 12307 | " " " Screw | 03 |
| 203357 | 11902 | " " " " Washer | 01 |

MACHINE No. 26 w 100

For Shirts, Corsets, Underwear, Etc.

In gauges from $\frac{3}{16}$ to $2\frac{1}{4}$ inches.

The same as Machine No. 26 w 1 with the following exceptions:

| No. | Plate | Name | Each |
|---------|-------|---|------|
| *204290 | — | Arm, in place of 204161 | \$ — |
| *204413 | — | " 204290 with 200439c, 202036 and 204705, in place of 204412 | — |
| 213622 | 12346 | Arm Shaft, in place of 203202 | 2 00 |
| *213137 | — | Bed, in place of 213135 | — |
| *212926 | — | " 213137 with 200840E, 202062, 202299, 203248, 213124, two each 200362c and 200516E, in place of 212912 | — |
| 204294 | 12346 | Feed Driving Rock Shaft, in place of 204199 | 35 |
| 206555 | — | Feed Driving Rock Shaft 204294 with 200002E, 201522E and 204193, in place of 206554 | 80 |
| 213139 | 12346 | Hook Driving Shaft, in place of 213132 | 1 75 |
| 227312 | — | Knee Lifter Connection Lever 20244E with 200224H, 200262H, 227303 and 227308, in place of 227311 | 50 |
| 227303 | 11125 | Knee Lifter Lifting Lever, in place of 227302 | 12 |

| No. | Plate | Name | Each |
|---------|-------|---|--------|
| 203211 | 12312 | Bobbin Case Base Latch | \$.05 |
| *202056 | 12312 | " " " " Pin | -- |
| 203212 | 12312 | " " " " Plunger | 02 |
| 203213 | 12312 | " " " " Spring | 01 |
| 203209 | 12312 | " " Cap with 200984e, 203214, 203215 and two 200594e | 25 |
| 203214 | 12312 | Bobbin Case Tension Spring | 10 |
| 200984e | 12312 | " " " " Regulating Screw | 04 |
| 200594e | 12312 | Bobbin Case Tension Spring Screw | 02 |
| 203215 | 12312 | " " Thread Guide | 05 |
| 200594e | 12312 | " " " " Screw | 02 |
| 203216 | 12312 | " " Washer (cloth) Per 100 | 25 |
| 203217 | 12312 | Bobbin Case complete, Nos. 203209 and 203210 | 80 |
| 206037 | 11950 | Count Regulating Index Lever (20 to 60), with two 204190 | 2 00 |
| 200791e | 11952 | Count Regulating Index Lever Slide | 15 |
| 203357 | 11902 | " " " " " " | 01 |
| 201581b | 11952 | Count Regulating Index Lever Slide Wing Nut | 12 |
| 206039 | 11951 | Counting Wheel | 2 25 |
| 206040 | --- | " " 206039 with 200162b and 206057 to 206059 | 4 00 |
| 206041 | 10525 | Counting Wheel Driving Clutch with 204189 | 25 |
| 206042 | 10525 | Counting Wheel Driving Clutch Spring | 03 |
| 204189 | 12306 | " " " " " " | 01 |
| 204190 | 11953 | Counting Wheel Driving Clutch Spring Hook | 01 |
| 206043 | 10525 | Counting Wheel Driving Eccentric with 202090 | 50 |
| 206044 | 10525 | Counting Wheel Driving Eccentric 206043 with 206046 | 60 |
| 206045 | 11952 | Counting Wheel Driving Eccentric Pit- man with 204923 | 75 |
| 204923 | 11952 | Counting Wheel Driving Eccentric Pit- man Bearing | 10 |
| 202090 | 12309 | Counting Wheel Driving Eccentric Posi- tion Pin | 01 |
| 200013e | 11952 | Counting Wheel Driving Eccentric Screw Stud | 10 |
| 206046 | 10525 | Counting Wheel Driving Eccentric Washer | 10 |
| 206047 | 10525 | Counting Wheel Retaining Clutch with 204189 | 25 |
| 206048 | 10525 | Counting wheel Retaining Clutch Posi- tion Pin | 03 |
| 204443 | 11952 | Counting Wheel Retaining Clutch Spring | 05 |

| No. | Plate | Name | Each |
|---------|-------|---|--------|
| 204189 | 12306 | Counting Wheel Driving Clutch Spring Hook | \$.01 |
| 204321 | 11952 | Counting Wheel Retaining Clutch Spring Pin | 02 |
| 200214e | 11952 | Counting Wheel Screw Stud | 30 |
| 200335c | 12311 | " " " " Set Screw | 04 |
| 206050 | 11951 | Counting Wheel complete, Nos. 206037, 206040, two each 206041 and 206042 | 6 50 |
| 206051 | 10525 | Emergency Stop | 65 |
| 206098 | 11952 | " " Driving Pin | 01 |
| 206052 | 10525 | " " Handle with 206098 | 1 25 |
| 206053 | 10525 | " " " " Spring | 03 |
| 200158b | 11952 | " " " " Stop Screw | 04 |
| 228043 | 10525 | " " " " Washer | 01 |
| 228026 | 11952 | " " Washer | 01 |
| 204533 | 12346 | Face Plate with 200366u, 204730, two each 200368u, 202090, 204281 and three 200397u | 1 00 |
| 200053c | 12341 | Face Plate Screw | 01 |
| 204730 | 12386 | " " Thread Guide | 01 |
| 200397u | 12309 | " " " " Set Screw | 01 |
| 204871 | 12346 | Face Plate complete, Nos. 200135c, 200319c, 200577u, 204277 to 204280, 204533, 204555, two each 200309e, 204059 and 204272 | 3 00 |
| 203303 | 12334 | Feed Bar with 204189 | 1 00 |
| 203309 | --- | " " 203303 with 200214e, 201525e and 204200 | 1 00 |
| 200214e | 12310 | Feed Bar Hinge Screw | 01 |
| 204525e | 12310 | " " " " Nut | 01 |
| 214424 | 12386 | " " Spring | 01 |
| 204189 | 12306 | " " " Hook | 01 |
| 211685 | 12093 | " Dog, for 211681 | 01 |
| 211689 | 12094 | " " " 211686 | 75 |
| 211693 | 12094 | " " " 211690 | 75 |
| 211910 | 12095 | " " " 211909 | 75 |
| 211698 | 12095 | " " " 211695 | 75 |
| 211702 | 12096 | " " " 211699 | 1 00 |
| 211707 | 12097 | " " " 211704 | 1 00 |
| 211712 | 12098 | " " " 211709 | 1 00 |
| 200406e | 12341 | " " Screw (2) | 02 |
| 203233 | 12305 | " Driving Cam with 200382e and 200437e | 50 |
| 204192 | --- | Feed Driving Cam Fork Lever with 204195 and 204293 | 85 |
| 213688 | 11950 | Feed Driving Cam Fork Lever Connec- tion with 200668c, 201525e and 204189 | 40 |
| 204194 | 12306 | Feed Driving Cam Fork Lever Connec- tion Clamp with 200031c | 45 |

| No. | Plate | Name | Each |
|---------|-------|---|-------|
| 200031c | 12311 | Feed Driving Cam Fork Lever Connection Clamp Pinch Screw | \$ 04 |
| 200668c | 12310 | Feed Driving Cam Fork Lever Connection Clamp Screw Stud | 06 |
| 201525E | 12310 | Feed Driving Cam Fork Lever Connection Clamp Screw Stud Nut | 03 |
| 200002E | 12310 | Feed Driving Cam Fork Lever Connection Hinge Screw | 07 |
| 201522E | 12310 | Feed Driving Cam Fork Lever Connection Hinge Screw Nut | 03 |
| 206053 | 10525 | Feed Driving Cam Fork Lever Connection Spring | 03 |
| 204189 | 12306 | Feed Driving Cam Fork Lever Connection Spring Hook | 01 |
| 202090 | 12309 | Feed Driving Cam Fork Lever Connection Spring Pin | 01 |
| *204195 | --- | Feed Driving Cam Fork Lever Shaft..... | --- |
| 204197 | 12306 | " " " " " " Col- lar with 200113E | 15 |
| 200113E | 12308 | Feed Driving Cam Fork Lever Shaft Col- lar Set Screw | 03 |
| 204293 | 12308 | Feed Driving Cam Fork Lever Shaft Position Pin | 01 |
| 204196 | 12307 | Feed Driving Cam Fork Lever Shaft Sleeve (split) | 25 |
| 200043c | 12311 | Feed Driving Cam Fork Lever Shaft Sleeve Set Screw | 01 |
| 201524E | 12310 | Feed Driving Cam Fork Lever Shaft Sleeve Set Screw Nut | 03 |
| 204198 | 12334 | Feed Driving Cam Fork Lever complete, Nos. 204192 and 204194 | 1 30 |
| 200437c | 12311 | Feed Driving Cam Position Screw..... | 06 |
| 200382c | 11902 | " " " " Set Screw | 02 |
| 204294 | 12346 | " " Rock Shaft | 35 |
| 204439 | --- | " " " " 204294 with 200002E, 201522E and 213688 | 85 |
| 202305c | 12307 | Feed Driving Rock Shaft Center (2).... | 06 |
| 200043c | 12311 | " " " " " " Set Screw (2) | 01 |
| 204200 | 12305 | Feed Driving Rock Shaft Crank with 204189 (on left side) and two 200383c | 35 |
| 200383c | 12311 | Feed Driving Rock Shaft Crank Set Screw | 02 |
| 203235 | 12308 | Feed Lifting Cam with 202126 | 75 |
| 204202 | 12308 | " " " Fork with 200027E | 75 |
| 200027E | 12310 | " " " " Pinch Screw | 01 |
| 202126 | 12308 | " " " Position Pin | 01 |
| 200045c | 12310 | " " " Screw | 03 |
| 203305 | 12334 | " " Rock Shaft | 30 |
| 203315 | 12334 | " " " " 203305 with 203238. | 65 |

| No. | Plate | Name | Each |
|---------|-------|--|-------|
| 202305c | 12307 | Feed Lifting Rock Shaft Center (2)..... | \$ 06 |
| 200043c | 12311 | " " " " " " Set Screw (2) | 04 |
| 202276 | 12308 | Feed Lifting Rock Shaft Slide Block | 15 |
| 203238 | 12308 | " " " " " " " " 202276 with 200243E and 201531E | 35 |
| 200243E | 11952 | Feed Lifting Rock Shaft Slide Block Hinge Screw | 08 |
| 201531E | 12308 | Feed Lifting Rock Shaft Slide Block Hinge Screw Nut | 03 |
| 206055 | --- | Feed Regulating Lever | 50 |
| 206056 | 10526 | " " " " 206055 with 200365c, 200457d, 201525E, 201583c and 201804 | 1 00 |
| 206057 | 10526 | Feed Regulating Lever Barring Cam (inside adjustable) | 75 |
| 206058 | 10526 | Feed Regulating Lever Barring Cam (outside adjustable) | 75 |
| 201801 | 10526 | Feed Regulating Lever Barring Cam Roller and Stud | 25 |
| 201525E | 12310 | Feed Regulating Lever Barring Cam Rol- ler and Stud Nut..... | 03 |
| 225837 | 10525 | Feed Regulating Lever Barring Cam Rol- ler and Stud Washer | 01 |
| 206059 | 10526 | Feed Regulating Lever Barring Cam Stud | 10 |
| 200162b | 10526 | " " " " " " " Screw | 04 |
| 200457d | 10526 | Feed Regulating Lever Position Thumb Screw | 10 |
| 201583c | 10526 | Feed Regulating Lever Position Thumb Screw Wing Nut | 02 |
| 204378 | 11952 | Feed Regulating Lever Sleeve | 10 |
| 200362c | 12311 | " " " " " " Set Screw. | 02 |
| 206060 | 10526 | " " " Shaft | 20 |
| 204211 | 12306 | " " " " Crank with 200078c | 20 |
| 204212 | 12307 | Feed Regulating Lever Shaft Crank Link | 15 |
| 200271E | 12311 | Feed Regulating Lever Shaft Crank Link Hinge Screw (lower) | 05 |
| 200291E | 12307 | Feed Regulating Lever Shaft Crank Link Hinge Screw (upper)..... | 05 |
| 200078c | 12307 | Feed Regulating Lever Shaft Crank Set Screw | 03 |
| 200365c | 10526 | Feed Regulating Lever Shaft Set Screw | 03 |
| 202622 | 12306 | " " " " Washer.... | 01 |
| 206061 | --- | Feed Regulating Lever complete, Nos. 202622, 204378, 206056 and 206060..... | 1 25 |
| *203239 | --- | Hook (sewing) | --- |

From the Library of: Diamond Needle Corp

| No. | Plate | Name | Each |
|---------|-------|--|---------|
| 203240 | 12312 | Hook 203239 with 200600F, 200616F and 203251 | \$ 2 20 |
| 203290 | 12312 | Hook and Bobbin Case complete, Nos. 203217 and 203240 | 3 00 |
| 203241 | 11007 | Hook Bevel Gear Socket, 24 teeth | 85 |
| 213630 | 12342 | " " " Oil Guard (left) (back) | 20 |
| 213367 | 12342 | Hook Bevel Gear Socket Oil Guard (left) (front) | 20 |
| 213633 | 12342 | Hook Bevel Gear Socket Oil Guard (right) (back) | 20 |
| 213368 | 12342 | Hook Bevel Gear Socket Oil Guard (right) (front) | 20 |
| 200099H | 12341 | Hook Bevel Gear Socket Oil Guard Screw (4) | 02 |
| 200555H | 11007 | Hook Bevel Gear Socket Screw | 05 |
| 203242 | 11007 | " " Pinion, 24 teeth, with two 200383c (2) | 1 00 |
| 200383c | 12311 | Hook Bevel Pinion Set Screw | 02 |
| 213136 | 12346 | " Counter Shaft | 45 |
| 203244 | 11007 | " " " Collar with two 200393c | 20 |
| 200393c | 11007 | Hook Counter Shaft Collar Set Screw | 02 |
| 203245 | 11007 | " " " Driving Gear, 44 teeth, with 200362c and 200439c | 1 00 |
| 213154 | 12305 | Hook Counter Shaft Driving Gear 203245 with 200045c and 203235 | 1 80 |
| 200439c | 12311 | Hook Counter Shaft Driving Gear Position Screw | 05 |
| 200362c | 12311 | Hook Counter Shaft Driving Gear Set Screw | 03 |
| 203246 | 11007 | Hook Counter Shaft Gear, 22 teeth, with two 200383c | 75 |
| 200383c | 12311 | Hook Counter Shaft Gear Set Screw | 02 |
| 202299 | — | " " " Oil Packing (wick) | 01 |
| 200840E | 11007 | " " " " " " " Stop Screw | 10 |
| 214061 | 11951 | Hook Driving Shaft | 1 75 |
| *204438 | — | " " " Bearing | — |
| 202299 | — | " " " " Oil Packing (wick) | 01 |
| 202126 | 12308 | Hook Driving Shaft Bearing Position Pin | 01 |
| 200516E | 12311 | " " " " Screw | 08 |
| 213124 | 12341 | " " " Bushing (eccentric) | 25 |
| 202299 | — | " " " " Oil Packing (wick) | 01 |
| 200362c | 12311 | Hook Driving Shaft Bushing Set Screw | 03 |
| 213141 | 12341 | " " " Collar with two 200393c | 20 |
| 200393c | 11007 | Hook Driving Shaft Collar Set Screw | 02 |

| No. | Plate | Name | Each |
|---------|-------|---|-------|
| 203251 | 12312 | Hook Gib | \$ 40 |
| 200600F | 12312 | " " Hinge Screw | 02 |
| 200616F | 12312 | " " Screw | 02 |
| 203542 | 11230 | " Saddle (left), with 200840E and 202299 | 1 50 |
| 203541 | 11230 | Hook Saddle (right), with 202299 | 1 25 |
| 202299 | — | " " Oil Packing (wick) | 01 |
| 200006E | 11007 | " " Screw (4) | 07 |
| 225585E | 11007 | " " " Washer (4) | 02 |
| 203254 | 12312 | " Washer | 20 |
| 203544 | 11230 | Hook Saddle (left) complete, Nos. 200555H, 203241, 203254, 203290 and 203542 | 5 50 |
| 203543 | 11230 | Hook Saddle (right) complete, Nos. 200555H, 203241, 203254, 203290 and 203541 | 5 25 |
| 203545 | 11230 | Hook Saddle Combination (left and right) complete, Nos. 203543 and 203544 | 1 00 |
| 204740 | 10496 | Machine Driving Friction (leather) | 25 |
| 204741 | 10496 | " " " Clamp | 40 |
| 204742 | 11143 | " " " " Operating Washer | 15 |
| 204743 | 10496 | Machine Driving Friction Clamp Operating Washer Incline Lever | 25 |
| 200233c | 11143 | Machine Driving Friction Clamp Screw | 10 |
| 204744 | 11143 | " " " " Spring | 03 |
| 200344c | 11143 | " " " Position Screw | 03 |
| 204745 | 10496 | " Incline Lever | 25 |
| 201072c | 11952 | " " " Screw | 10 |
| 202622 | 12306 | " " " " Washer | 01 |
| 206070 | 11950 | " Starting Lever with 204190 | 80 |
| 206063 | 10525 | " " " Position Collar with two 200380c | 15 |
| 200380c | 12319 | Machine Starting Lever Position Collar Set Screw | 02 |
| 201822 | 11143 | Machine Starting Lever Roller | 12 |
| 200991F | 11952 | " " " " Screw Stud | 10 |
| 201525E | 12310 | " " " " " " " Nut | 03 |
| 225837 | 10525 | Machine Starting Lever Roller Screw Stud Washer | 01 |
| 206064 | 10525 | Machine Starting Lever Spring | 03 |
| 204190 | 11953 | " " " " Hook | 01 |
| 204321 | 11952 | " " " " Pin | 02 |
| 206065 | 11950 | " " " Starting Rod with 202302 | 15 |
| 206199 | — | Machine Starting Lever Starting Rod 206065 with two 206063 | 45 |
| 206063 | 10525 | Machine Starting Lever Starting Rod Collar with two 200380c | 15 |

From the library of: Diamond Needle Co.

| No. | Plate | Name | Each |
|---------|-------|--|---------|
| 200380c | 12319 | Machine Starting Lever Starting Rod Collar Set Screw | \$ 02 |
| 202302 | 12306 | Machine Starting Lever Starting Rod Cotter Pin | 01 |
| 204746 | 11951 | Machine Stop Cam with 200328c, 200335c, 200370c, 204747 and 206427 | 1 50 |
| 204747 | 10496 | Machine Stop Cam Friction Ring (leather) | 05 |
| 206427 | 11143 | Machine Stop Cam Friction Ring Position Pin | 01 |
| 200328c | 12311 | Machine Stop Cam Position Screw | 04 |
| 200370c | 11143 | " " " " " Check Screw | 03 |
| 200335c | 12311 | Machine Stop Cam Set Screw | 04 |
| 204748 | 11143 | " " " Slide | 50 |
| 200249F | 11143 | " " " " Hinge Screw | 06 |
| 201525E | 12310 | " " " " " " Nut | 03 |
| 206066 | 11950 | Machine Stop Cam Slide Lever with 202108 | 75 |
| 206067 | 11950 | Machine Stop Cam Slide Lever 206066 with 200158B, 200249F, 200991F, 201822, 204748, 206051 to 206053, 225837, 228043 and two 201525E | 3 75 |
| 200258D | 11143 | Machine Stop Cam Slide Lever Hinge Screw | 08 |
| 201523E | 11953 | Machine Stop Cam Slide Lever Hinge Screw Nut | 03 |
| 202108 | 11143 | Machine Stop Cam Slide Position Pin | 01 |
| 231390 | 11904 | Needle Bar (hollow) | 80 |
| 204248 | 12307 | " " Connecting Link | 35 |
| 200658c | 12307 | " " " " Hinge Screw Stud | 10 |
| 201519c | 12307 | Needle Bar Connecting Link Hinge Screw Stud Nut | 03 |
| 204249 | 12308 | Needle Bar Connecting Stud with 200072c and 202277 | 40 |
| 202277 | — | Needle Bar Connecting Stud Oil Packing (wick) | 01 |
| 200072c | 12308 | Needle Bar Connecting Stud Pinch Screw | 03 |
| 204326 | — | " " Packing Cord (2) | Per 100 |
| 200504E | 12310 | " " Screw Bushing (lower) | 05 |
| 200503B | 12310 | " " " " (upper) | 05 |
| 231383 | 11953 | " Holder, in gauges from $\frac{3}{4}$ to $\frac{1}{2}$ in. in steps of $\frac{1}{32}$ in. with 201030F and two 200141F | 1 25 |
| 231385 | 11953 | Needle Holder, in gauges from $\frac{13}{32}$ to $\frac{3}{4}$ in. in steps of $\frac{1}{32}$ in. with 201030F and two 200141F | 1 50 |

| No. | Plate | Name | Each |
|---------|-------|--|---------|
| 231386 | 11953 | Needle Holder, in gauges from $\frac{13}{32}$ to 2 in. in steps of $\frac{1}{32}$ in. with 201030F and two 200141F | \$ 1 75 |
| 201030F | 11953 | Needle Holder Screw | 02 |
| 200141F | 11953 | " Set Screw | 02 |
| 204251 | 12334 | Presser Bar (hollow) with 200074F | 80 |
| 204252 | 12308 | " " Lifter | 20 |
| 200550c | 12311 | " " Hinge Screw | 08 |
| 204253 | 12308 | " " Lifting Bracket with 200086c | 40 |
| 200086c | 12308 | " " " " Pinch Screw | 03 |
| 203460 | 11953 | " " " " Position Guide | 30 |
| 200362c | 12311 | " " " " " " Set Screw | 03 |
| 204327 | 12306 | Presser Bar Packing Washer (felt) | Per 100 |
| 200504E | 12310 | Presser Bar Screw Bushing (lower) | 05 |
| 204255 | 12310 | " " Spring | 10 |
| 200491B | 12305 | " " Thumb Screw (pressure regulating) | 25 |
| 230133 | 11965 | Presser Folder, 46 needle hole, for needle sizes 5 to 7, in gauges from $\frac{5}{8}$ to 1 $\frac{1}{2}$ in. in steps of $\frac{1}{16}$ in., folds both edges of label | 8 25 |
| 231232 | 11966 | Presser Folder, 46 needle hole, for needle sizes 5 to 7, in gauges from 1 $\frac{1}{2}$ to 2 in. in steps of $\frac{1}{16}$ in., folds both edges of label | 8 75 |
| 206387 | 11951 | Presser Foot Lifting and Starting Rod Lever | 35 |
| 200224U | 12306 | Presser Foot Lifting and Starting Rod Lever Hinge Screw | 12 |
| 206388 | 11950 | Presser Foot Lifting Lever Bracket | 20 |
| 200563U | 11953 | " " " " " Screw (2) | 06 |
| 227476 | 11950 | Presser Foot Lifting Lever Connection Rod with 202302 | 05 |
| 206389 | — | Presser Foot Lifting Lever Connection Rod 227476 with 203058 | 25 |
| 202302 | 12306 | Presser Foot Lifting Lever Connection Rod Cotter Pin | 01 |
| 203058 | 11953 | Presser Foot Lifting Lever Connection Rod Coupling with 200530c | 20 |
| 200530c | 12321 | Presser Foot Lifting Lever Connection Rod Coupling Set Screw | 05 |
| 200074F | 12308 | Presser Foot Screw | 03 |
| 212920 | — | Take-up Cam with 200335c and 200430c | 1 35 |
| 203268 | 12334 | " " 212920 with 200383c, 200658c and 201519c | 1 50 |
| 203172 | 12307 | Take-up Cam Friction Washer | 05 |
| 200430c | 12311 | " " Position Screw | 08 |

| No. | Plate | Name | Each |
|---------|-------|--|-------|
| 200383c | 12311 | Take-up Cam Position Screw Check Screw | \$ 02 |
| 200335c | 12311 | " " Set Screw | 04 |
| 204553 | 12386 | " Lever with 204265 | 75 |
| 206601 | ----- | " " 204553 with 204263 | 90 |
| 204263 | 12310 | " " Bearing with 204264 | 15 |
| 204264 | 12306 | " " " Position Pin | 01 |
| 200042F | 12311 | " " " Screw | 05 |
| 204265 | ----- | " " Oil Guard | 05 |
| 201816 | 12307 | " " Roller | 12 |
| 204554 | 12386 | Take-up Lever complete, Nos. 200042F, 201816 and 206601 | 1 00 |
| 202402 | 12309 | Tension Disc | 05 |
| 202090 | 12309 | " " Position Pin | 01 |
| 204555 | 11952 | " Release Lever | 10 |
| 200309E | 10483 | " " " Screw | 04 |
| 202075 | 12309 | " " Plunger | 03 |
| 215609 | ----- | " " Slide | 18 |
| 204268 | 12310 | " " " 215609 with 204269 | 20 |
| 204269 | 12308 | " " " Spring | 02 |
| 202407 | 12309 | " Spring | 05 |
| 200632B | 12309 | " Stud | 20 |
| 200397H | 12309 | " " Set Screw | 02 |
| 201572B | 12309 | " Thumb Nut | 04 |
| 204271 | 12309 | " Washer | 05 |
| 204272 | 12309 | Tension complete, Nos. 200632B, 201572B, 202075, 202407, 204271 and two 202402 | 50 |
| 204273 | 12308 | Thread Controller Adjusting Collar with 200684H, (for Presser Bar) | 15 |
| 200684H | 12308 | Thread Controller Adjusting Collar Screw | 04 |
| 204274 | 12309 | Thread Controller Plate | 12 |
| 200577H | 12311 | " " " Screw | 02 |
| 202098 | 12309 | " " Roller | 05 |
| 204275 | 12309 | " " " Guard | 10 |
| 202084 | 12309 | " " " Washer | 01 |
| 200300c | 12309 | " " " Screw | 04 |
| 204276 | 12309 | " " Spring (Per 100 \$1.25) | 03 |
| 204333 | 12309 | " " " Guard | 08 |
| 200581H | 12309 | " " " " Screw | 02 |
| 204277 | 12309 | " " " Stop | 15 |
| 204278 | 12309 | " " " " Driving Gear | 10 |
| 200319c | 12309 | " " " " " " " " Hinge Screw | 04 |
| 200135c | 12309 | Thread Controller Spring Stop Screw | 03 |
| 204279 | 12309 | " " " Stud with 204925 | 10 |
| 200366H | 11902 | Thread Controller Spring Stud Set Screw | 02 |
| 204925 | 12306 | " " " " Washer | 01 |

| No. | Plate | Name | Each |
|---------|-------|--|-------|
| 205987 | 12309 | Thread Controller complete, Nos. 200300c, 200581H, 202084, 202098, 204274, 204275 and 204333 | \$ 42 |
| 204280 | 12309 | Thread Controller and Spring complete, Nos. 204276 and 205987 | 45 |
| 203313 | 12386 | Thread Guide | 10 |
| 204556 | 12386 | " " " | 05 |
| 204281 | 12309 | " Retainer Guide Wire | 01 |
| 202091 | 12309 | " " Sleeve | 05 |
| 202092 | 12309 | " " Spring | 01 |
| 204058B | 12309 | " " Stud | 07 |
| 200368H | 12309 | " " " Set Screw | 02 |
| 204059 | 12309 | Thread Retainer complete, Nos. 202091, 202092 and 204058B | 15 |
| 211681 | 12093 | Throat Plate, 50 needle hole, for needle sizes 3 to 5, in gauges from $\frac{33}{64}$ to $\frac{7}{16}$ in., in steps of $\frac{1}{32}$ in., for 211685 | 50 |
| 211686 | 12094 | Throat Plate, 50 needle hole, for needle sizes 3 to 5, in gauges from $\frac{33}{64}$ to $\frac{1}{4}$ in., in steps of $\frac{1}{32}$ in., for 211689 | 50 |
| 211690 | 12094 | Throat Plate, 50 needle hole, for needle sizes 3 to 5, in gauges $1\frac{1}{32}$ and $1\frac{1}{16}$ in., for 211693 | 50 |
| 211909 | 12095 | Throat Plate, 50 needle hole, for needle sizes 3 to 5, in $1\frac{1}{32}$ in. gauge, for 211910 | 50 |
| 211695 | 12095 | Throat Plate, 50 needle hole, for needle sizes 3 to 5, in gauges $1\frac{1}{32}$ and $1\frac{1}{16}$ in., for 211698 | 50 |
| 211699 | 12096 | Throat Plate, 50 needle hole, for needle sizes 3 to 5, in gauges from $1\frac{1}{32}$ to $1\frac{1}{16}$ in., in steps of $\frac{1}{32}$ in., for 211702 | 2 00 |
| 211704 | 12097 | Throat Plate, 50 needle hole, for needle sizes 3 to 5, in gauges from $1\frac{1}{32}$ to $1\frac{1}{16}$ in., in steps of $\frac{1}{32}$ in., for 211707 | 2 00 |
| 211709 | 12098 | Throat Plate, 50 needle hole, for needle sizes 3 to 5, in gauges $1\frac{1}{32}$, $1\frac{1}{16}$, $1\frac{1}{8}$, $1\frac{1}{4}$ and 2 in., for 211712 | 2 00 |
| 200161D | 12319 | Throat Plate Clamp Screw | 04 |
| 202062 | 12308 | " " Position Pin | 01 |
| 200577H | 12311 | " " Screw | 02 |

From the library of Diamond Needle Corp

ACCESSORIES

FOR MACHINE NO. 26 W 1

| No. | Plate | Name | Each |
|---------|-------|---|-------|
| 200157B | 11953 | Attachment Screw | \$ 05 |
| 203208 | 12312 | Bobbin (10) | 05 |
| 225497 | 12345 | " Case Screw Driver | 10 |
| 12 N 3 | --- | Needles, six each, sizes 3 and 4, Per doz. | 20 |
| 225191 | --- | Drip Pan with four wood screws ½ in. No. 5 | 30 |
| 200748H | 12319 | Machine Clamp Screw | 10 |
| 225585H | 11007 | " " Washer | 02 |
| 201582B | 12319 | " " Wing Nut | 08 |
| 227488 | 12345 | Machine Clamp complete, Nos. 200748H, 201582B and 225585H | 20 |
| 41400 | 12345 | Machine Rest Pin (wood) | 04 |
| 36578 | 12345 | Oiler with 36579 | 10 |
| 36579 | 12345 | " Spout, 3 in. long | 06 |
| 225498 | 12345 | Screw Driver, 7½ in. long | 15 |
| 225554 | 12345 | Wrench (steel) | 10 |

BOBBIN WINDER

Swing Automatic Right Hand

| | | | |
|---------|-------|--|----|
| 202470 | 12320 | Bobbin Winder Base | 15 |
| 202471 | 12320 | " " Frame | 15 |
| 200221E | 12319 | " " Hinge Screw | 12 |
| 202472 | 12319 | " " Spring | 05 |
| 200161E | 12319 | " " " Screw | 01 |
| 202473 | 12320 | " " Pulley with 200380c | 20 |
| 200380c | 12319 | " " " Set Screw | 02 |
| 202474 | 12320 | " " Spindle | 15 |
| 227522 | 12319 | " " Stop Latch | 10 |
| 200056E | 12319 | " " " " Screw | 03 |
| 202477 | 12319 | " " " " Thumb Lever | 15 |
| 200299H | 12319 | " " " " " " | |
| | | Hinge Screw | 05 |
| 200299H | 12319 | Bobbin Winder Stop Latch Thumb Lever Joint Screw | 05 |
| 201537H | 12319 | Bobbin Winder Stop Latch Thumb Lever Joint Screw Nut | 03 |
| 202478 | 12319 | Bobbin Winder Stop Latch Trip Lever | 10 |
| 200299H | 12319 | " " " " " " | |
| | | Hinge Screw | 05 |

| No. | Plate | Name | Each |
|---------|-------|---|---------|
| 227523 | 12320 | Bobbin Winder complete, Nos. 200056E, 200161E, 200221E, 201537H, 202470 to 202474, 202477, 202478, 227522, three 200299H, and two round head wood screws 1½ in., No. 14 | \$ 1 35 |
| 202480 | 12320 | Bobbin Winder Spool Holder Base with 200355H and 202484 | 15 |
| 202481 | 12320 | Bobbin Winder Spool Holder Base Spool Pin | 05 |
| 202482 | 12319 | Bobbin Winder Spool Holder Tension Disc (lower or upper) | 02 |
| 200011E | 12319 | Bobbin Winder Spool Holder Tension Disc Screw | 05 |
| 200355H | 12319 | Bobbin Winder Spool Holder Tension Disc Screw Set Screw | 03 |
| 202483 | 12319 | Bobbin Winder Spool Holder Tension Disc Spring (brass) | 01 |
| 202484 | 12319 | Bobbin Winder Spool Holder Tension Disc Thread Guide | 01 |
| 202485 | 12320 | Bobbin Winder Spool Holder complete, Nos. 200011E, 202480, 202481, 202482, two 202482 and one wood screw 1 in. No. 13H | 35 |
| 227524 | --- | Bobbin Winder and Spool Holder complete, Nos. 202485 and 227523 | 1 65 |
| 227781 | 11125 | Knee Lifter Rock Lever with 200522c and 200529c | 35 |
| 227782 | --- | Knee Lifter Rock Lever 227781 with two each 202451 and 202452 | 50 |
| 227783 | 11125 | Knee Lifter Rock Lever 227782 with 202985 and 227784 | 85 |
| 202453 | 11125 | Knee Lifter Rock Lever Knee Plate with 200526c | 17 |
| 202985 | --- | Knee Lifter Rock Lever Knee Plate 202453 with 202455 | 25 |
| 202455 | 11125 | Knee Lifter Rock Lever Knee Plate Arm (short) | 10 |
| 200522c | 12319 | Knee Lifter Rock Lever Knee Plate Arm Set Screw | 06 |
| 200526c | 12319 | Knee Lifter Rock Lever Knee Plate Set Screw | 05 |
| 202451 | 11125 | Knee Lifter Rock Lever Lug with two wood screws ¾ in., No. 13H | 05 |
| 202452 | 12319 | Knee Lifter Rock Lever Lug Hinge Pin | 02 |
| 227784 | 11125 | " " " " Rod 3 in. long with 227785 | 06 |

KNEE LIFTER

| No. | Plate | Name | Each |
|------------------------|-------|--|------|
| *227785 | — | Knee Lifter Rock Lever Rod Cap or Oil Guard | \$ — |
| 200529c | 12319 | Knee Lifter Rock Lever Rod Set Screw (Other Knee Lifter Parts are listed with Parts of machine head). | 05 |
| THREAD UNWINDER | | | |
| 202486 | — | Spool Pin | 03 |
| 202487 | — | " Rest | 25 |
| 202488 | 10278 | " " 202487 with 200363c, 200383c, and two 202486 | 35 |
| 202489 | 10278 | Spool Rest Rod | 05 |
| 200383c | 12311 | " " " Set Screw | 02 |
| 200383c | 12311 | " " " Set Screw | 02 |
| 202490 | 10278 | " Stand with 200383c | 20 |
| 202491 | 10278 | " Washer (steel) | 02 |
| 202492 | 10278 | " Weight with 202493 | 25 |
| 202493 | — | " " Center with 202793 and 203163 | 10 |
| 203163 | — | Spool Weight Center Bushing | 03 |
| 202793 | 10278 | " " Thread Guide | 05 |
| 202794 | 10278 | Thread Eyelet Rod | 15 |
| 200363c | 11953 | " " " Set Screw | 03 |
| 202795 | 10278 | Thread Unwinder complete, Nos. 202488 to 202490, 202794, two each 202491, 202492 and three wood screws 1 in., No. 13 | 1 25 |

FOR MACHINES NOS. 26 W 2 AND 26 W 3

Same as for No. 26 w 1 with the following exception:

| | | | |
|-------|---|---|----|
| 6 x 3 | — | Needles, four each, sizes 5, 6 and 7, in place of 12 x 3, six each, sizes 3 and 4 | 20 |
|-------|---|---|----|

FOR MACHINE NO. 26 W 100

Same as for No. 26 w 1 with the following exceptions:

| | | | |
|--------|---|---|----|
| 225181 | — | Drip Pan with four wood screws ½ in., No. 5, in place of 225191 | 35 |
|--------|---|---|----|

KNEE LIFTER

| | | | |
|--------|-------|--|----|
| 227781 | 11125 | Knee Lifter Rock Lever with 200522c and 200529c | 35 |
| 227782 | — | Knee Lifter Rock Lever 227781 with two each 202451 and 202452 | 50 |
| 227787 | — | Knee Lifter Rock Lever 227782 with 202203 and 227784, in place of 227783 | 90 |

| No. | Plate | Name | Each |
|---------|-------|---|-------|
| 202453 | 11125 | Knee Lifter Rock Lever Knee Plate with 200526c | \$ 17 |
| 202203 | — | Knee Lifter Rock Lever Knee Plate 202453 with 202454 | 30 |
| 202454 | 11125 | Knee Lifter Rock Lever Knee Plate Arm (long) | 12 |
| 200522c | 12319 | Knee Lifter Rock Lever Knee Plate Arm Set Screw | 06 |
| 200526c | 12319 | Knee Lifter Rock Lever Knee Plate Set Screw | 05 |
| 202451 | 11125 | Knee Lifter Rock Lever Lug with two wood screws ¾ in. No. 13 | 05 |
| 202452 | 12319 | Knee Lifter Rock Lever Lug Hinge Pin | 02 |
| 227784 | 11125 | " " " " Rod 3 in. long with 227785 | 06 |
| *227785 | — | Knee Lifter Rock Lever Rod Cap or Oil Guard | — |
| 200529c | 12319 | Knee Lifter Rock Lever Rod Set Screw (Other Knee Lifter Parts are listed with Parts of machine head). | 05 |

FOR MACHINE NO. 26 W 102

Same as for No. 26 w 1 with the following exceptions:

| | | | |
|--------|---|---|----|
| 225181 | — | Drip Pan with four wood screws ½ in., No. 5, in place of 225191 | 35 |
| 227787 | — | Knee Lifter Rock Lever (see page 42), in place of 227783 | 90 |
| 6 x 3 | — | Needles, four each, sizes 5, 6 and 7, in place of 12 x 3, six each, sizes 3 and 4 | 20 |

FOR MACHINE NO. 26 W 103

Same as for No. 26 w 1 with the following exceptions:

| | | | |
|---------|---|---|----|
| 225181 | — | Drip Pan with four wood screws ½ in., No. 5, in place of 225191 | 35 |
| (227783 | — | Knee Lifter Rock Lever not used). | |

STARTING TREADLE

| | | | |
|---------|-------|----------------------------------|----|
| 227976 | 11126 | Treadle with 200540b | 15 |
| 227977 | 11126 | " 227976 with 227978 | 60 |
| 227978 | 11126 | " Adjustable Connecting Slide | 15 |
| 200540b | 11143 | " " " " Set Screw | 10 |
| 204696 | 11953 | Treadle Lifting Spring | 10 |
| 204697 | 11953 | " " " Hook (bench) | 05 |
| 204698 | — | " Pitman Rod (upper) with 202302 | 08 |
| 227956 | 11951 | " " " (lower) | 08 |

| No. | Plate | Name | Each |
|---------|-------|---|-------|
| 202302 | 12306 | Treadle Pitman Rod Cotter Pin..... | \$ 01 |
| 204126 | 12321 | " " " Clamp with two 200530c | 20 |
| 200530c | 12321 | Treadle Pitman Rod Clamp Set Screw.. | 05 |
| 227957 | 11951 | Treadle Pitman complete, Nos. 204696 to 204698, 227956 and two 204126..... | 70 |
| 206386 | 11951 | Treadle Stand (left or right), with two wood screws 1 in., No. 13 | 10 |
| 227958 | — | Treadle complete, Nos. 227977 and two 206386 | 80 |
| 227959 | — | Treadle and Pitman complete, Nos. 227957 and 227958 | 1 50 |

FEED DOGS

| No. | Plate | Name | Each |
|--------|-------|--------------------------------------|-------|
| 211681 | 12093 | Feed Dog, for 211681 to 211683 | \$ 75 |
| 211685 | 12093 | " " " 211681 to 211683 | 75 |
| 211689 | 12094 | " " " 211686 to 211688 | 75 |
| 211693 | 12094 | " " " 211690 to 211692 | 75 |
| 211694 | 12094 | " " " 211690 to 211692 | 75 |
| 211698 | 12095 | " " " 211695 to 211697 | 75 |
| 211702 | 12096 | " " " 211699 to 211701 | 1 00 |
| 211703 | 12096 | " " " 211699 to 211701 | 1 00 |
| 211707 | 12097 | " " " 211704 to 211706 | 1 00 |
| 211708 | 12097 | " " " 211704 to 211706 | 1 00 |
| 211712 | 12098 | " " " 211709 to 211711 | 1 00 |
| 211769 | 12104 | " " " 211767, 211768 and 221261 | 75 |
| 211770 | 12104 | " " " 211767, 211768 and 221261 | 75 |
| 211802 | 12109 | " " " 211801 | 1 00 |
| 211842 | 11954 | " " " 211841 | 85 |
| 211864 | 11955 | " " " 211862 and 211863 | 1 00 |
| 211883 | 11956 | " " " 211908 | 75 |
| 211907 | 11954 | " " " 203690 | 1 00 |
| 211910 | 12095 | " " " 211243 and 211909 | 75 |
| 211938 | 11955 | " " " 211937 | 75 |
| 211946 | 11956 | " " " 211948 and 211949 | 1 00 |
| 211947 | 11956 | " " " 211948 and 211949 | 1 00 |

From the library of: Diamond Needle Corp.

NEEDLE HOLDERS

| No. | Plate | Name | Each |
|--------|-------|---|--------|
| 231383 | 11953 | Needle Holder, in gauges from $\frac{1}{8}$ to $\frac{1}{2}$ in., in steps of $\frac{1}{32}$ in., with 201030F and two 200141F | \$1 25 |
| 231385 | 11953 | Needle Holder, in gauges from $\frac{1}{8}$ to $\frac{3}{4}$ in., in steps of $\frac{1}{32}$ in., with 201030F and two 200141F | 1 50 |
| 231386 | 11953 | Needle Holder, in gauges from $\frac{3}{8}$ to $2\frac{1}{4}$ in., in steps of $\frac{1}{32}$ in., with 201030F and two 200141F | 1 75 |

PRESSER FEET

FOR MACHINES NOS. 26 W 1, 26 W 2 AND 26 W 100

| No. | Plate | Name | Each |
|--------|-------|--|-------|
| 229107 | 11957 | Presser Foot, 46 needle hole, for needle sizes 5 to 7, in $\frac{3}{4}$ in. gauge | \$ 85 |
| 229108 | 13073 | Presser Foot, 46 needle hole, for needle sizes 5 to 7, in gauges from $\frac{3}{8}$ to 1 in., in steps of $\frac{1}{32}$ inch | 95 |
| 229110 | 13073 | Presser Foot, 46 needle hole, for needle sizes 5 to 7, in gauges from $1\frac{1}{8}$ to $1\frac{1}{2}$ in., in steps of $\frac{1}{32}$ inch | 1 25 |
| 229117 | 13075 | Presser Foot, 46 needle hole, for needle sizes 5 to 7, in gauges from $1\frac{1}{8}$ to $2\frac{1}{4}$ in., in steps of $\frac{1}{32}$ inch | 1 50 |
| 229121 | 13077 | Presser Foot, 46 needle hole, for needle sizes 5 to 7, in gauges 2, $2\frac{1}{8}$, $2\frac{1}{4}$, $2\frac{3}{8}$ and $2\frac{1}{2}$ inch | 1 50 |
| 229529 | 11957 | Presser Foot, 50 needle hole, for needle sizes 3 to 5, in gauges from $\frac{3}{4}$ to $2\frac{1}{4}$ in., in steps of $\frac{1}{32}$ inch | 2 40 |
| 229530 | 11957 | Presser Foot, 46 needle hole, for needle sizes 5 to 7, in gauges from $\frac{3}{4}$ to $2\frac{1}{4}$ inch, in steps of $\frac{1}{32}$ inch | 2 40 |
| 229578 | 11957 | Presser Foot, 46 needle hole, for needle sizes 5 to 7, in gauges from $\frac{3}{4}$ to $1\frac{1}{2}$ inch, in steps of $\frac{1}{32}$ inch | 85 |
| 229601 | 11957 | Presser Foot, 46 needle hole, for needle sizes 5 to 7, in gauges from $1\frac{3}{8}$ to $1\frac{3}{4}$ in., in steps of $\frac{1}{32}$ inch | 1 50 |
| 230795 | 11902 | Presser Foot Hinge Pin | 01 |
| 202090 | 12309 | " " " " | 01 |
| 221411 | — | " " Plate, for 221410 | 1 25 |
| 229144 | — | " " " " 229145 | 1 20 |
| 229146 | — | " " " " 229147 | 1 50 |
| 229148 | — | " " " " 229149 | 1 50 |
| 229152 | — | " " " " 229153 | 1 50 |
| 229156 | — | " " " " 229157 | 1 75 |
| 229158 | — | " " " " 229159 | 1 75 |
| 229160 | — | " " " " 229161 | 1 75 |
| 229165 | — | " " " " 229166 | 1 25 |
| 229179 | — | " " " " 229180 | 1 10 |
| 229181 | — | " " " " 229182 | 1 50 |
| 229186 | — | " " " " 229187 | 1 75 |
| 229251 | — | " " " " 229252 | 1 50 |
| 229255 | — | " " " " 229256 | 1 75 |

From the Library of Diamond Needle Corp.

| No. | Plate | Name | Each |
|--------|-------|---|---------|
| 229518 | — | Presser Foot Plate, for 229519 | \$ 1 75 |
| 229520 | — | " " " " 229521 | 2 00 |
| 229522 | — | " " " " 229523 | 2 00 |
| 229524 | — | " " " " 229525 | 2 00 |
| 229526 | — | " " " " 229527 | 2 00 |
| 229580 | — | " " " " 229581 | 2 00 |
| 229582 | — | " " " " 229583 | 2 25 |
| 202923 | — | " " Shank | 60 |
| 202993 | — | " " " | 75 |
| 202989 | 11959 | " " Spring | 02 |
| 221410 | — | Presser Foot (hinged) complete, 46 needle hole, for needle sizes 5 to 7, in gauges from $\frac{3}{8}$ to $\frac{1}{2}$ in., in steps of $\frac{1}{32}$ in., Nos. 202090, 202923 and 221411 | 2 00 |
| 229145 | 13080 | Presser Foot (hinged) complete, 46 needle hole, for needle sizes 5 to 7, in gauges $\frac{3}{16}$, 1, $1\frac{1}{16}$ and $1\frac{1}{8}$ in., Nos. $\frac{3}{16}$ in., Nos. 202923, 229144 and 230795. | 1 95 |
| 229147 | 13080 | Presser Foot (hinged) complete, 46 needle hole, for needle sizes 5 to 7, in gauges $\frac{3}{16}$, 1, $1\frac{1}{16}$ and $1\frac{1}{8}$ in., Nos. 202923, 229146 and 230795 | 2 25 |
| 229149 | 13081 | Presser Foot (hinged) complete, 46 needle hole, for needle sizes 5 to 7, in gauges $1\frac{1}{16}$, $1\frac{1}{8}$, $1\frac{1}{4}$ and $1\frac{3}{8}$ in., Nos. 202923, 229148 and 230795 | 2 25 |
| 229153 | 13081 | Presser Foot (hinged) complete, 46 needle hole, for needle sizes 5 to 7, in gauges from $1\frac{1}{16}$ to $1\frac{1}{8}$ in., in steps of $\frac{1}{32}$ in., Nos. 202923, 229152 and 230795 | 2 25 |
| 229157 | 13082 | Presser Foot (hinged) complete, 46 needle hole, for needle sizes 5 to 7, in gauges from $1\frac{1}{16}$ to $1\frac{1}{8}$ in., in steps of $\frac{1}{32}$ in., Nos. 202923, 229156 and 230795 | 2 50 |
| 229159 | 13082 | Presser Foot (hinged) complete, 46 needle hole, for needle sizes 5 to 7, in gauges from $1\frac{3}{16}$ to 2 in., in steps of $\frac{1}{32}$ in., Nos. 202923, 229158 and 230795 | 2 50 |
| 229161 | 13082 | Presser Foot (hinged) complete, 46 needle hole, for needle sizes 5 to 7, in gauges from $2\frac{1}{16}$ to $2\frac{1}{8}$ in., in steps of $\frac{1}{32}$ in., Nos. 202923, 229160 and 230795 | 2 50 |
| 229166 | 11958 | Presser Foot (hinged) complete, 38 needle hole, for needle sizes 9 to 12, in gauges from $\frac{3}{16}$ to $1\frac{1}{8}$ in., in steps of $\frac{1}{32}$ in., Nos. 202923, 229165 and 230795 | 2 00 |

| No. | Plate | Name | Each |
|--------|-------|--|---------|
| 229180 | 11958 | Presser Foot (hinged) complete, 38 needle hole, for needle sizes 9 to 12, in $\frac{3}{16}$ in. gauge, Nos. 202923, 229179 and 230795 | \$ 1 85 |
| 229182 | 11958 | Presser Foot (hinged) complete, 38 needle hole, for needle sizes 9 to 12, in gauges from $1\frac{1}{16}$ to $1\frac{1}{2}$ in., in steps of $\frac{1}{32}$ in., Nos. 202923, 229181 and 230795 | 2 25 |
| 229187 | 11958 | Presser Foot (hinged) complete, 38 needle hole, for needle sizes 9 to 12, in gauges from $1\frac{1}{16}$ to $1\frac{1}{2}$ in., in steps of $\frac{1}{32}$ in., Nos. 202923, 229186 and 230795 | 2 50 |
| 229252 | 11957 | Presser Foot (hinged) complete, 50 needle hole, for needle sizes 3 to 5, in $1\frac{1}{16}$ in. gauge, Nos. 202090, 202923 and 229251 | 2 25 |
| 229256 | 11958 | Presser Foot (hinged) complete, 46 needle hole, for needle sizes 5 to 7, in gauges $1\frac{1}{16}$, $1\frac{1}{8}$, $1\frac{1}{4}$, $1\frac{3}{8}$ and $1\frac{1}{2}$ in., Nos. 202090, 202923 and 229255 | 2 50 |
| 229519 | 11959 | Presser Foot (hinged) complete, 46 needle hole, for needle sizes 5 to 7, in gauges from $\frac{3}{16}$ to 1 in., in steps of $\frac{1}{32}$ in., Nos. 202989, 202993, 229518 and 230795 | 2 50 |
| 229521 | 14014 | Presser Foot (hinged) complete, 46 needle hole, for needle sizes 5 to 7, in gauges $1\frac{1}{16}$ and $1\frac{1}{8}$ in., Nos. 202090, 202989, 202993 and 229520 | 2 75 |
| 229523 | 14014 | Presser Foot (hinged) complete, 46 needle hole, for needle sizes 5 to 7, in gauges $1\frac{1}{16}$, 1, $1\frac{1}{16}$ and $1\frac{1}{8}$ in., Nos. 202090, 202989, 202993 and 229522 | 2 75 |
| 229525 | 14014 | Presser Foot (hinged) complete, 46 needle hole, for needle sizes 5 to 7, in gauges $1\frac{1}{16}$, $1\frac{1}{8}$ and $1\frac{1}{4}$ in., Nos. 202090, 202989, 202993 and 229524 | 2 75 |
| 229527 | 14014 | Presser Foot (hinged) complete, 46 needle hole, for needle sizes 5 to 7, in gauges $1\frac{1}{8}$, $1\frac{1}{4}$ and $1\frac{3}{8}$ in., Nos. 202090, 202989, 202993 and 229526 | 2 75 |
| 229581 | 11959 | Presser Foot (hinged) complete, 50 needle hole, for needle sizes 3 to 5, in gauges from $1\frac{3}{16}$ to 2 in., in steps of $\frac{1}{32}$ in., Nos. 202090, 202989, 202993 and 229580 | 2 75 |

| No. | Plate | Name | Each |
|--------|-------|---|---------|
| 229583 | 11959 | Presser Foot (hinged) complete, 50 needle hole, for needle sizes 3 to 5, in gauges from $2\frac{1}{2}$ to 2 $\frac{1}{2}$ in., in steps of $\frac{1}{16}$ in., Nos. 202090, 202989, 202993 and 229582 | \$ 3 00 |

FOR MACHINES NOS. 26 W 3 AND 26 W 102

| | | | |
|--------|-------|--|------|
| 206683 | 11960 | Lifting Presser Foot, 46 needle hole, for needle sizes 5 to 7, in gauges from $\frac{7}{8}$ to $1\frac{1}{4}$ in., in steps of $\frac{1}{16}$ in., for 206685 | 3 00 |
| 206686 | 11961 | Lifting Presser Foot, 46 needle hole, for needle sizes 5 to 7, in gauges from $1\frac{1}{16}$ to $1\frac{3}{16}$ in., in steps of $\frac{1}{16}$ in., for 229660 | 4 00 |
| 206687 | 11962 | Lifting Presser Foot, 46 needle hole, for needle sizes 5 to 7, in gauges from $1\frac{1}{8}$ to 2 $\frac{1}{4}$ in., in steps of $\frac{1}{8}$ in., for 206689 | 4 00 |
| 206688 | 11962 | Lifting Presser Foot, 46 needle hole, for needle sizes 5 to 7, in gauges from $1\frac{1}{8}$ to 2 $\frac{1}{4}$ in., in steps of $\frac{1}{16}$ in., for 206689 | 4 50 |
| 229654 | 11960 | Lifting Presser Foot, 46 needle hole, for needle sizes 5 to 7, in gauges $\frac{7}{8}$, $\frac{15}{16}$, $1\frac{1}{8}$ and $\frac{9}{16}$ in., for 229655 | 3 00 |
| 229659 | 11961 | Lifting Presser Foot, 46 needle hole, for needle sizes 5 to 7, in gauges from $1\frac{1}{16}$ to $1\frac{3}{16}$ in., in steps of $\frac{1}{16}$ in., for 229660 | 3 75 |
| 206685 | 11960 | Vibrating Presser Foot, for 206683 | 2 00 |
| 206689 | 11962 | " " " " 206687 and 206688 | 3 75 |
| 229655 | 11960 | Vibrating Presser Foot, for 229654 | 2 00 |
| 229660 | 11961 | " " " " 206686 and 229659 | 3 75 |

THROAT PLATES

Adapted for Hook Saddle complete, No. 203545.

| No. | Plate | Name | Each |
|--------|-------|---|---------|
| 203690 | 11954 | Throat Plate, 50 needle hole, for needle sizes 3 to 5, in gauges from $1\frac{1}{8}$ to $1\frac{1}{4}$ in., in steps of $\frac{1}{16}$ in., for 211907 | \$ 2 00 |
| 211243 | 12095 | Throat Plate, 40 needle hole, for needle sizes 7 to 9, in gauges from $1\frac{1}{16}$ to $1\frac{1}{8}$ in., in steps of $\frac{1}{16}$ in., for 211910 | 1 50 |
| 211681 | 12093 | Throat Plate, 50 needle hole, for needle sizes 3 to 5, in gauges from $\frac{7}{8}$ to $\frac{7}{8}$ in., in steps of $\frac{1}{16}$ in., for 211684 and 211685 | 1 50 |
| 211682 | 12093 | Throat Plate, 46 needle hole, for needle sizes 5 to 7, in gauges $\frac{7}{8}$, $\frac{15}{16}$, $1\frac{1}{8}$, $\frac{9}{16}$ and $\frac{7}{8}$ in., for 211684 and 211685 | 1 50 |
| 211683 | 12093 | Throat Plate, 40 needle hole, for needle sizes 7 to 9, in gauges $\frac{7}{8}$, $\frac{15}{16}$, $1\frac{1}{8}$, $\frac{9}{16}$ and $\frac{7}{8}$ in., for 211684 and 211685 | 1 50 |
| 211686 | 12094 | Throat Plate, 50 needle hole, for needle sizes 3 to 5, in gauges from $\frac{7}{8}$ to $\frac{7}{8}$ in., in steps of $\frac{1}{16}$ in., for 211689 | 1 50 |
| 211687 | 12094 | Throat Plate, 46 needle hole, for needle sizes 5 to 7, in gauges from $\frac{7}{8}$ to $\frac{7}{8}$ in., in steps of $\frac{1}{16}$ in., for 211689 | 1 50 |
| 211688 | 12094 | Throat Plate, 40 needle hole, for needle sizes 7 to 9, in gauges from $\frac{7}{8}$ to $\frac{7}{8}$ in., in steps of $\frac{1}{16}$ in., for 211689 | 1 50 |
| 211690 | 12094 | Throat Plate, 50 needle hole, for needle sizes 3 to 5, in gauges from $1\frac{1}{16}$ to $1\frac{1}{8}$ in., in steps of $\frac{1}{16}$ in., for 211693 and 211694 | 1 50 |
| 211691 | 12094 | Throat Plate, 46 needle hole, for needle sizes 5 to 7, in gauges from $1\frac{1}{16}$ to $1\frac{1}{8}$ in., in steps of $\frac{1}{16}$ in., for 211693 and 211694 | 1 50 |
| 211692 | 12094 | Throat Plate, 40 needle hole, for needle sizes 7 to 9, in gauges from $1\frac{1}{16}$ to $1\frac{1}{8}$ in., in steps of $\frac{1}{16}$ in., for 211693 and 211694 | 1 50 |
| 211695 | 12095 | Throat Plate, 50 needle hole, for needle sizes 3 to 5, in gauges $1\frac{1}{8}$, $1\frac{1}{16}$ and $1\frac{1}{16}$ in., for 211698 | 1 50 |
| 211696 | 12095 | Throat Plate, 46 needle hole, for needle sizes 5 to 7, in gauges $1\frac{1}{8}$, $1\frac{1}{16}$ and $1\frac{1}{16}$ in., for 211698 | 1 50 |

From the library of the Harmon's Needle Shop

| No. | Plate | Name | Each |
|--------|-------|---|---------|
| 211697 | 12095 | Throat Plate, 40 needle hole, for needle sizes 7 to 9, in gauges $1\frac{1}{8}$, $1\frac{3}{16}$ and $1\frac{1}{2}$ in., for 211698 | \$ 1 50 |
| 211699 | 12096 | Throat Plate, 50 needle hole, for needle sizes 3 to 5, in gauges from $1\frac{1}{8}$ to $1\frac{1}{2}$ in., in steps of $\frac{1}{16}$ in., for 211702 and 211703 | 2 00 |
| 211700 | 12096 | Throat Plate, 46 needle hole, for needle sizes 5 to 7, in gauges from $1\frac{1}{8}$ to $1\frac{1}{2}$ in., in steps of $\frac{1}{16}$ in., for 211702 and 211703 | 2 00 |
| 211701 | 12096 | Throat Plate, 40 needle hole, for needle sizes 7 to 9, in gauges from $1\frac{1}{8}$ to $1\frac{1}{2}$ in., in steps of $\frac{1}{16}$ in., for 211702 and 211703 | 2 00 |
| 211704 | 12097 | Throat Plate, 50 needle hole, for needle sizes 3 to 5, in gauges from $1\frac{1}{8}$ to $1\frac{1}{2}$ in., in steps of $\frac{1}{16}$ in., for 211707 and 211708 | 2 00 |
| 211705 | 12097 | Throat Plate, 46 needle hole, for needle sizes 5 to 7, in gauges from $1\frac{1}{8}$ to $1\frac{1}{2}$ in., in steps of $\frac{1}{16}$ in., for 211707 and 211708 | 2 00 |
| 211706 | 12097 | Throat Plate, 40 needle hole, for needle sizes 7 to 9, in gauges from $1\frac{1}{8}$ to $1\frac{1}{2}$ in., in steps of $\frac{1}{16}$ in., for 211707 and 211708 | 2 00 |
| 211709 | 12098 | Throat Plate, 50 needle hole, for needle sizes 3 to 5, in gauges from $1\frac{1}{8}$ to $2\frac{1}{8}$ in., in steps of $\frac{1}{16}$ in., for 211712 | 2 00 |
| 211710 | 12098 | Throat Plate, 46 needle hole, for needle sizes 5 to 7, in gauges from $1\frac{1}{8}$ to $2\frac{1}{8}$ in., in steps of $\frac{1}{16}$ in., for 211712 | 2 00 |
| 211711 | 12098 | Throat Plate, 40 needle hole, for needle sizes 7 to 9, in gauges from $1\frac{1}{8}$ to $2\frac{1}{8}$ in., in steps of $\frac{1}{16}$ in., for 211712 | 2 00 |
| 211767 | 12104 | Throat Plate, 50 needle hole, for needle sizes 3 to 5, in gauges $1\frac{1}{8}$, $1\frac{3}{16}$, $1\frac{1}{2}$, $1\frac{5}{8}$ and $1\frac{3}{4}$ in., for 211769 and 211770 | 1 75 |
| 211768 | 12104 | Throat Plate, 46 needle hole, for needle sizes 5 to 7, in gauges $1\frac{1}{8}$, $1\frac{3}{16}$, $1\frac{1}{2}$, $1\frac{5}{8}$ and $1\frac{3}{4}$ in., for 211769 and 211770 | 1 75 |
| 211801 | 12109 | Throat Plate, 50 needle hole, for needle sizes 3 to 5, in gauges from $1\frac{1}{8}$ to $1\frac{1}{2}$ in., in steps of $\frac{1}{16}$ in., for 211802 | 2 15 |
| 211841 | 11954 | Throat Plate, 50 needle hole, for needle sizes 3 to 5, in gauges from 1 to $1\frac{1}{8}$ in., in steps of $\frac{1}{16}$ in., for 211842 | 1 75 |

| No. | Plate | Name | Each |
|--------|-------|---|---------|
| 211862 | 11955 | Throat Plate, 50 needle hole, for needle sizes 3 to 5, in gauges $1\frac{1}{8}$, $1\frac{3}{16}$, $2\frac{1}{16}$ and $2\frac{1}{8}$ in., for 211864 | \$ 1 85 |
| 211863 | 11955 | Throat Plate, 46 needle hole, for needle sizes 5 to 7, in gauges $1\frac{1}{8}$, $1\frac{3}{16}$, $2\frac{1}{16}$ and $2\frac{1}{8}$ in., for 211864 | 1 85 |
| 211908 | 12098 | Throat Plate, 50 needle hole, for needle sizes 3 to 5, in gauges from $\frac{3}{4}$ to $1\frac{1}{8}$ in., in steps of $\frac{1}{16}$ in., for 211883 | 1 50 |
| 211909 | 12095 | Throat Plate, 50 needle hole, for needle sizes 3 to 5, in gauges from $1\frac{1}{8}$ to $1\frac{1}{2}$ in., in steps of $\frac{1}{16}$ in., for 211910 | 1 50 |
| 211937 | 11955 | Throat Plate, 50 needle hole, for needle sizes 3 to 5, in gauges from $1\frac{1}{8}$ to $1\frac{1}{2}$ in., in steps of $\frac{1}{16}$ in., for 211938 | 1 50 |
| 211948 | 11956 | Throat Plate, 46 needle hole, for needle sizes 5 to 7, in gauges $2\frac{1}{8}$, $2\frac{3}{16}$ and $2\frac{1}{2}$ in., for 211946 and 211947 | 2 00 |
| 211949 | 11956 | Throat Plate, 50 needle hole, for needle sizes 3 to 5, in gauges $2\frac{1}{8}$, $2\frac{3}{16}$ and $2\frac{1}{2}$ in., for 211946 and 211947 | 2 00 |
| 221261 | 11954 | Throat Plate, 50 needle hole, for needle sizes 3 to 5, in gauges $1\frac{1}{8}$, $1\frac{3}{16}$, $1\frac{1}{2}$, $1\frac{5}{8}$ and $1\frac{3}{4}$ in., for 211769 and 211770 | 1 75 |

LAP SEAM FELLERS

Note: In ordering Lap Seam Fellers, give letter which refers to material to be used, in addition to the number.

- F Silks, fine muslins, etc., where there are no seams.
- L Fine shirts, underwear, corsets, etc.
- M General shirt and corset work, etc.
- MH Heavy corsets and other medium heavy material.
- H Heavy shirt work, light overalls, etc.
- XH Overall and duck work.
- XXH Heavy duck and canvas work.
- XXXH Horse blankets, etc.
- XXXXH Extra heavy material with seams.

| No. | Plate | Name | Each |
|--------|-------|--|---------|
| 230043 | 11963 | Lap Seam Feller on Shank (right hand). For $\frac{3}{4}$ to 1 in. gauge machines. For H, XH, XXH or XXXH material. Has no yielding spring | \$ 3 40 |
| 230044 | 11849 | Lap Seam Feller on Shank (left hand). For $\frac{3}{4}$ to 1 in. gauge machines. For H, XH, XXH or XXXH material. Has no yielding spring | 3 40 |
| 230045 | 11849 | Lap Seam Feller on Shank (left hand). For $\frac{3}{4}$ to 1½ in. gauge machines. For M, MH, H, XH, XXH, XXXH or XXXXH material. Has no yielding spring | 3 40 |
| 230046 | 11963 | Lap Seam Feller on Shank (right hand). For $\frac{3}{4}$ to 1½ in. gauge machines. For M, MH, H, XH, XXH, XXXH or XXXXH material. Has no yielding spring | 3 40 |
| 230047 | 11851 | Lap Seam Feller on Shank (left hand). For general work. For $\frac{3}{4}$ to 1 in. gauge machines. For F, L, M, MH or H material. Has yielding spring | 3 40 |
| 230048 | 11851 | Lap Seam Feller on Shank (right hand). For general work. For $\frac{3}{4}$ to 1 in. gauge machines. For F, L, M, MH or H material. Has yielding spring | 3 40 |
| 230055 | 11851 | Lap Seam Feller on Shank (left hand). For general work. For $\frac{3}{4}$ to 1 in. gauge machines. For XH, XXH or XXXH material. Has yielding spring | 3 40 |

| No. | Plate | Name | Each |
|--------|-------|---|--------|
| 230056 | 11964 | Lap Seam Feller on Shank (right hand). For general work. For $\frac{3}{4}$ to 1 in. gauge machines. For XH, XXH or XXXH material. Has yielding spring | \$3 40 |

LAP SEAM GUIDE

| | | | |
|--------|-------|---|------|
| 230086 | 11964 | Lap Seam Guide, for $\frac{3}{4}$ to 1 in. gauge machines. For L, M, MH, H, XH, XXH, XXXH or XXXXH material | 2 40 |
|--------|-------|---|------|

Note: State gauge of Machine, weight of material to be used and if seams are to be crossed.

From the library of: Diamond Needle Corp

PRESSER FOLDERS

| No. | Plate | Name | Each |
|--------|-------|---|--------|
| 230129 | 11965 | Strip Presser Foot, 46 needle hole, for needle sizes 5 to 7, in gauges from $\frac{3}{8}$ to $1\frac{1}{4}$ in., in steps of $\frac{1}{16}$ in., folds and lays a strip | \$3 50 |
| 230137 | 11965 | Strip Presser Foot, 46 needle hole, for needle sizes 5 to 7, in gauges from $\frac{3}{8}$ to $1\frac{1}{4}$ in., in steps of $\frac{1}{16}$ in., folds and lays a strip and inserts a puckering string at one operation | 4 00 |
| 230138 | 11965 | Strip Presser Foot, 46 needle hole, for needle sizes 5 to 7, in gauges from $\frac{3}{8}$ to $1\frac{1}{4}$ in., in steps of $\frac{1}{16}$ in., folds and lays a strip | 3 50 |

FOR MACHINE NO. 26 W 103

| | | | |
|--------|-------|--|------|
| 230133 | 11965 | Presser Folder, 46 needle hole, for needle sizes 5 to 7, in gauges from $\frac{5}{8}$ to 2 in., in steps of $\frac{1}{16}$ in., folds both edges of label | 8 25 |
| 231232 | 11966 | Presser Folder, 46 needle hole, for needle sizes 5 to 7, in gauges from $1\frac{3}{8}$ to 2 in., in steps of $\frac{1}{16}$ in., folds both edges of label | 8 75 |

STRIP REELS

Suspended under the Bench with Latch which permits the Reels to be brought forward for placing the Roll or Strip into position.

| No. | Plate | Name | Each |
|---------|-------|--|-------|
| 226198 | ---- | Strip Reel Disc (9 in. diam.), with 225980 and three 225667 | \$ 30 |
| 225980 | ---- | Strip Reel Disc Base | 10 |
| 225667 | 11862 | " " " " Rivet | 01 |
| 227204 | 11863 | " " " " Rod | 10 |
| 227205 | 11862 | " " " " Clamp with two 200530c | 20 |
| 200530c | 12321 | Strip Reel Disc Rod Clamp Set Screw .. | 05 |
| 227116 | 11862 | " " " " Collar | 06 |
| 227210 | 11862 | " " " " " 227116 with 200731E and 227327 | 20 |
| 200731E | 11862 | Strip Reel Disc Rod Collar Wing Screw | 12 |
| 227327 | 11862 | " " " " Tension Spring (spiral) | 02 |
| 227214 | 11863 | Strip Reel Supporting Rod | 25 |
| 227215 | 11863 | " " " " Bracket (right), with two wood screws 1 in., No. 13 .. | 10 |
| 227203 | 11863 | Strip Reel Supporting Rod Latch Bracket with two wood screws 1 in., No. 13 .. | 15 |
| 227223 | 11862 | Strip Reel Supporting Rod Latch Bracket Spring (spiral) | 05 |
| 227224 | 11862 | Strip Reel Supporting Rod Latch Bracket Spring Collar with 200380c | 10 |
| 200380c | 12319 | Strip Reel Supporting Rod Latch Bracket Spring Collar Set Screw | 02 |
| 200530c | 12321 | Strip Reel Supporting Rod Set Screw .. | 05 |
| 227207 | 11863 | Strip Reel complete, Nos. 227203 to 227205, 227214, 227215, 227223, 227224, two 227210 and four 226198 | 2 50 |

Attached to the Top of the Arm.

| | | | |
|--------|-------|---|----|
| 226199 | ---- | Strip Reel Disc (6 in. diam.), with 225980 and three 225667 | 25 |
| 226198 | ---- | Strip Reel Disc (9 in. diam.), with 225980 and three 225667 | 30 |
| 225980 | ---- | Strip Reel Disc Base | 10 |
| 225667 | 11862 | " " " " Rivet | 01 |
| 227113 | 11863 | " " " " Rod (lower), with Strip Guide | 20 |

| No. | Plate | Name | Each |
|---------|-------|--|-------|
| 227115 | 11863 | Strip Reel Disc Rod (upper), with Strip Guide | \$ 20 |
| 227116 | 11862 | Strip Reel Disc Rod Collar | 06 |
| 227210 | 11862 | " " " " " 227116 with 200731E and 227327 | 20 |
| 200731E | 11862 | Strip Reel Disc Rod Collar Wing Screw | 12 |
| 200530E | 12321 | " " " " Set Screw | 05 |
| 227327 | 11862 | " " " " Tension Spring (spiral) | 02 |
| 227108 | 11863 | Strip Reel Support with two 200530E.... | 60 |
| 200017E | 11862 | " " " " Screw | 06 |
| 227212 | 11863 | Double Strip Reel complete, Nos. 200017E, 227108, 227113, 227115, two each 226198, 226199 and 227210 | 2 50 |

UNDER DRIVER

Ball Bearing, Right Hand, Round Belt, Two Speed.

| No. | Plate | Name | Each |
|---------|-------|--|--------|
| 227370 | 11126 | Cone Pulley (grooved) two speed, 4 $\frac{3}{4}$ in. and 5 $\frac{1}{2}$ in. belt diam., with 227553 | \$1 35 |
| 25362 | 12321 | Cone Pulley Ball, size $\frac{3}{16}$ inch | 02 |
| 204100 | 12321 | " " " " Bearing Cup | 12 |
| 204101 | 12321 | " " " " Cap | 02 |
| 204102 | 12321 | " " " " Retaining Spring | 05 |
| 227553 | 12322 | Cone Pulley Ball Cup complete, Nos. 204100 to 204102 and thirteen 25362 .. | 45 |
| 202459 | 11126 | Driving Pulley, 7 $\frac{1}{4}$ in. diam., with 202460 and 204105 | 75 |
| 202460 | 11126 | Driving Pulley Friction Ring (leather) .. | 05 |
| 204105 | 12321 | " " " " Stop Pin.... | 01 |
| 227743 | --- | " " Shaft (hollow), with 204109, 204110, 204112 and two 204111 | 60 |
| 202461 | 11126 | Driving Pulley Shaft 227743 with 204107, 204108 and eleven 25303 | 00 |
| 25303 | 12321 | Driving Pulley Shaft Ball, size $\frac{1}{4}$ inch .. | 03 |
| 204107 | 12321 | " " " " Cup | 10 |
| 204108 | 12321 | " " " " Cap | 02 |
| 204109 | --- | " " " " Oil Plug | 01 |
| 204110 | --- | " " " " Oiling Leather | 02 |
| 204111 | --- | " " " " " Pin (leather) | 01 |
| 204112 | 12322 | Driving Pulley Shaft Oiling Wick | 01 |
| 200524c | 12321 | " " " " Set Screw | 06 |
| 204113 | 12321 | " " " " Thimble | 10 |
| 227734 | 11126 | Frame with 200524c | 80 |
| 202463 | 11126 | Lever (compression), with 204117, two each 200524c and 202845 | 45 |
| 227735 | 11126 | Lever Brake with 200524c, 204122 and two 200374c | 35 |
| 227736 | 11126 | Lever Brake 227735 with 200082D and 227737 | 60 |
| 227737 | 11126 | Lever Brake Belt Guard | 20 |
| 200082D | 12321 | " " " " Screw | 03 |
| 204122 | 12322 | " " " " Leather | 05 |
| 200374c | 12321 | " " " " Set Screw | 02 |
| 200524c | 12321 | " " " " Set Screw | 06 |
| 204123 | 12322 | " " " " Spring | 05 |
| 204117 | 12321 | " " " " Compression Plate | 10 |
| 202845 | 12321 | " " " " Rivet | 01 |
| 202464 | 11126 | " " " " Shaft with 202302 | 20 |
| 202302 | 12306 | " " " " Cotter Pin | 01 |
| 200524c | 12321 | " " " " Set Screw | 06 |

From the library of: Diamond Needle Corp

| No. | Plate | Name | Each |
|---------|-------|--|-------|
| 27070 | 11126 | Shaft Pulley (sectional grooved), 10 in. diam., $1\frac{1}{8}$ in. bore, with two 597c | \$ 45 |
| 597c | 11862 | Shaft Pulley Clamping Screw | 08 |
| 227976 | 11126 | Treadle with 200540b | 45 |
| 227977 | 11126 | " 227976 with 227978 | 60 |
| 227978 | 11126 | " Adjustable Connecting Slide | 15 |
| 200540b | 11143 | " " " " Set Screw | 10 |
| 202468 | 11126 | Treadle Pitman Rod (lower or upper) | 05 |
| 204126 | 12321 | " " " Clamp with two 200530c | 20 |
| 200530c | 12321 | Treadle Pitman Rod Clamp Set Screw | 05 |
| 227980 | 11126 | Treadle Pitman complete, Nos. 204126 and two 202468 | 30 |
| 204127 | 11126 | Treadle Stand (left), with two wood screws 1 in. No. 13 | 08 |
| 204128 | 11126 | Treadle Stand (right), with two wood screws 1 in. No. 13 | 08 |
| 227981 | ---- | Treadle and Stand complete, Nos. 204127, 204128 and 227977 | 75 |
| 227982 | ---- | Treadle and Pitman complete, Nos. 227980 and 227981 | 90 |
| 227740 | ---- | Transmitter complete, Nos. 202459, 202461, 202463, 202464, 204113, 204123, 227370, 227734, 227736 and three wood screws $1\frac{1}{2}$ in., No. 15 | 3 00 |
| 227985 | ---- | Under Driver (ball bearing) lever pressure, right hand, two speed complete, Nos. 27070, 227740 and 227982 | 4 00 |

OBSOLETE PARTS

| No. | Plate | Name | Each |
|---------|-------|---|-------|
| *213605 | ---- | Feed Driving Cam Fork Lever Slide Block | \$ -- |
| *213604 | ---- | Feed Driving Cam Fork Lever Slide Block with 200116c | -- |
| 213606 | 13041 | Feed Driving Cam Fork Lever Slide Block 213604 with 213605 | 30 |
| 203250 | 11007 | Hook Driving Shaft Collar with two 200393c | 20 |
| 204870 | 12346 | Needle Bar (hollow) | 80 |
| 203705 | 12364 | " Holder, in $\frac{3}{4}$ in. gauge, with 200068n and two 200141f | 50 |
| 203706 | 12341 | Needle Holder, in gauges from $\frac{25}{32}$ to $1\frac{1}{2}$ in., in steps of $\frac{1}{32}$ in., with 200068n and two 200141f | 75 |
| 203707 | 12364 | Needle Holder, in gauges from 2 to 24 in., in steps of $\frac{1}{16}$ in., with 200068n and two 200141f | 00 |
| 213898 | ---- | Needle Holder, in gauges from $\frac{25}{32}$ to $1\frac{1}{2}$ in., in steps of $\frac{1}{32}$ in., with 200068n and two 200141f | 75 |
| 215612 | ---- | Vibrating Presser Bar | 45 |
| 204489 | 13041 | " " " 215612 with 204493 and two 200138p | 60 |
| 215628 | ---- | Vibrating Presser Bar | 15 |
| 204488 | 13041 | " " " 215628 with 204493 and two 200138p | 60 |
| 204492 | 13041 | Vibrating Presser Bar Position Guide | 30 |

From the library of Diamond Needle Corp

PLATE 10278—ONE-FOURTH SIZE

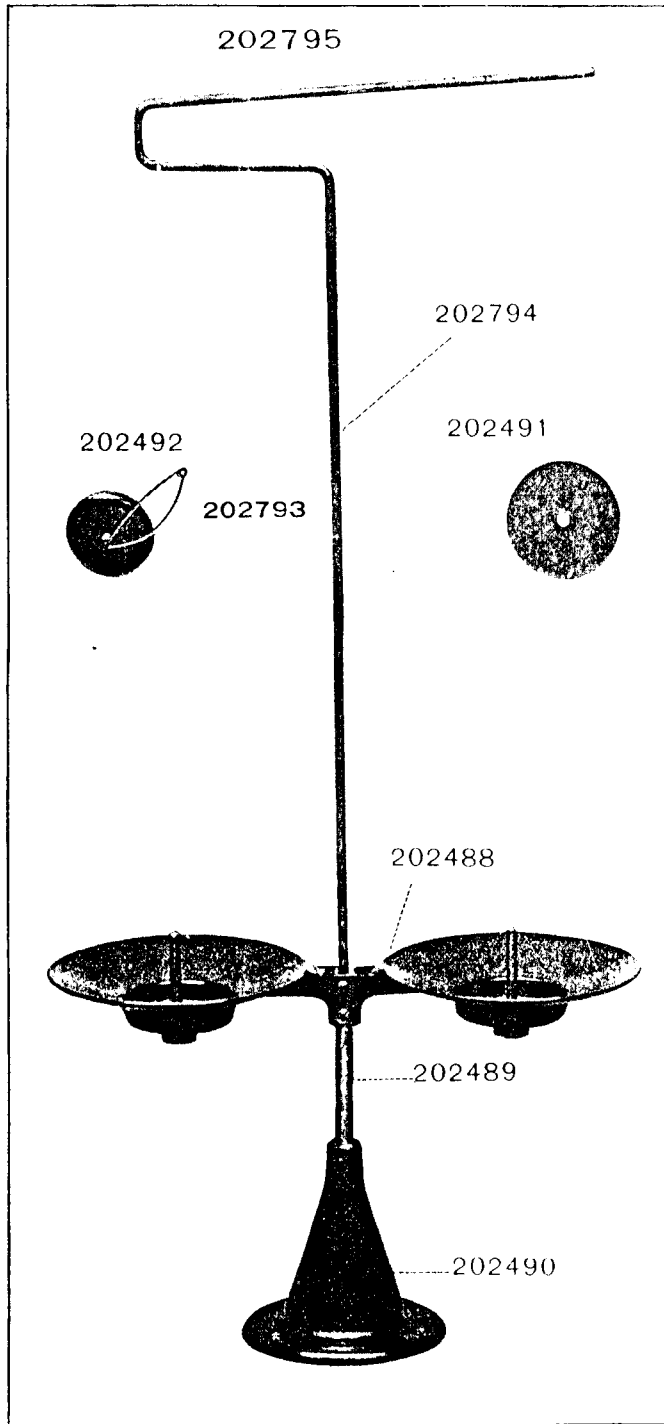


PLATE 10483—FULL SIZE

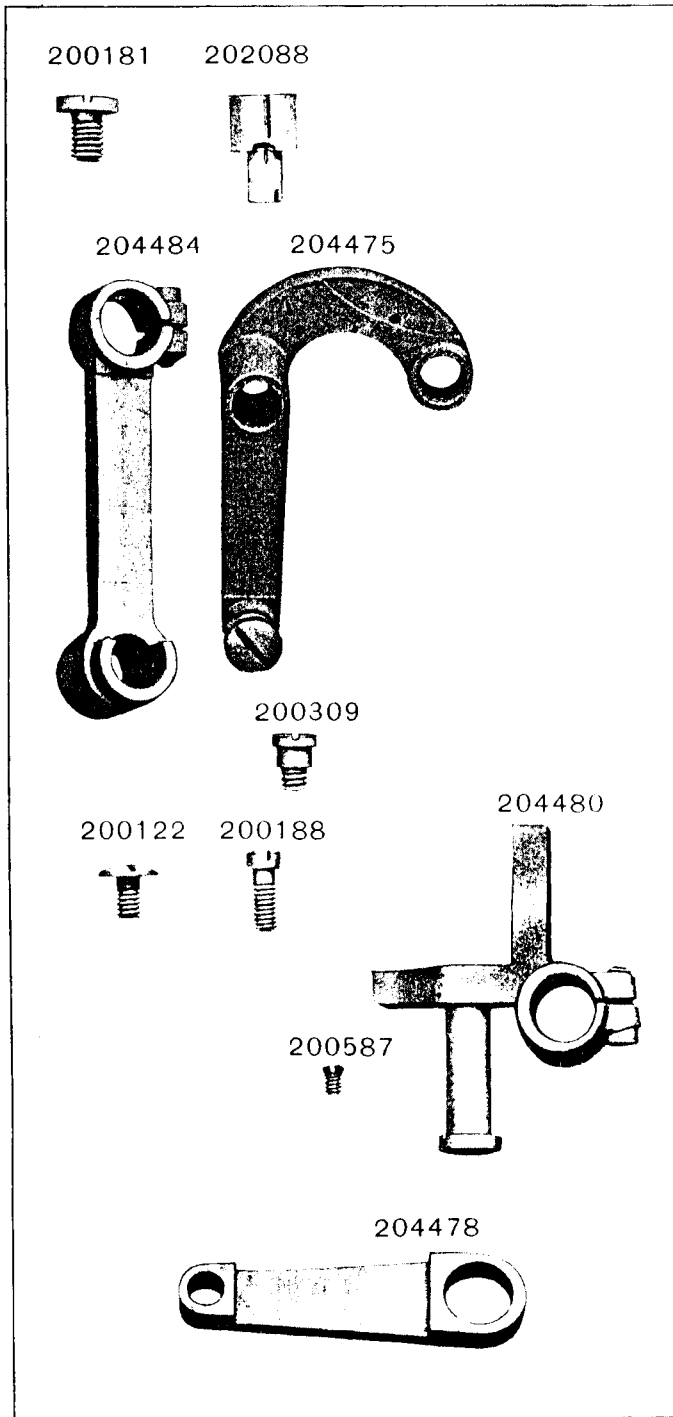
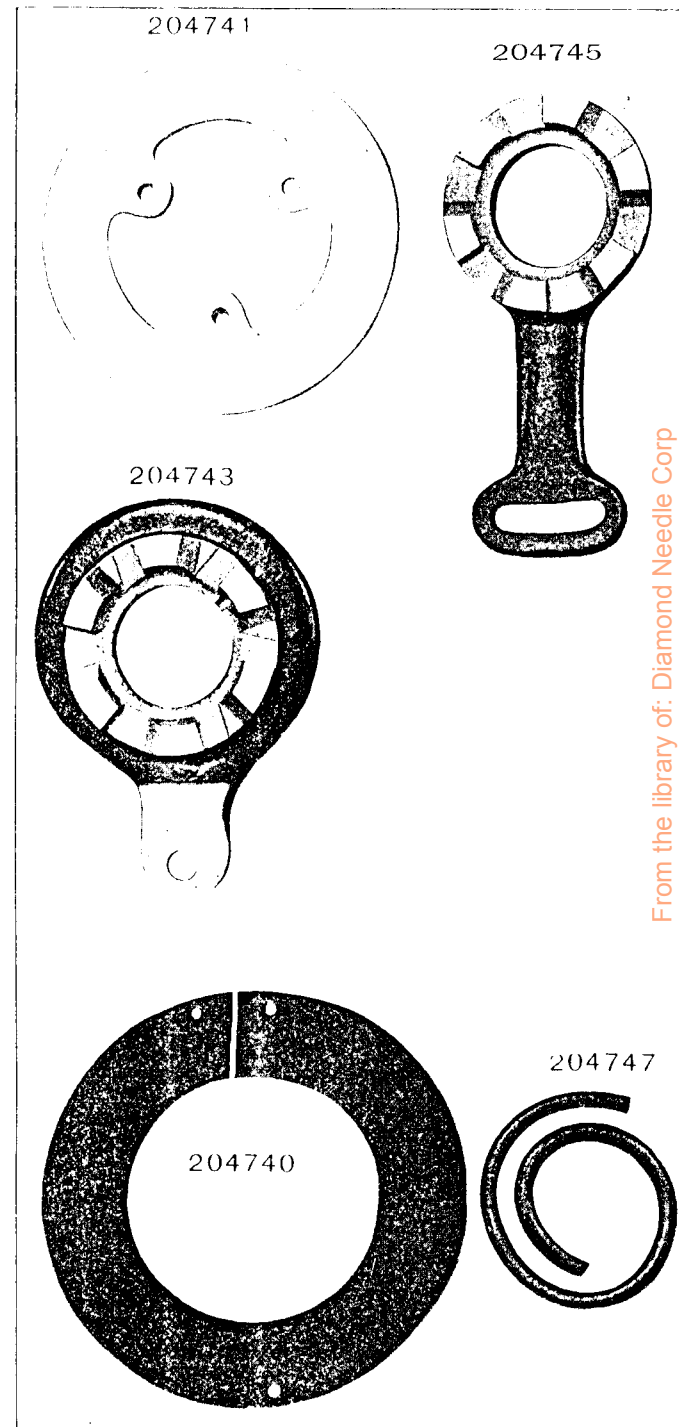


PLATE 10496—ONE-HALF SIZE



From the library of: Diamond Needle Corp

PLATE 10525-FULL SIZE

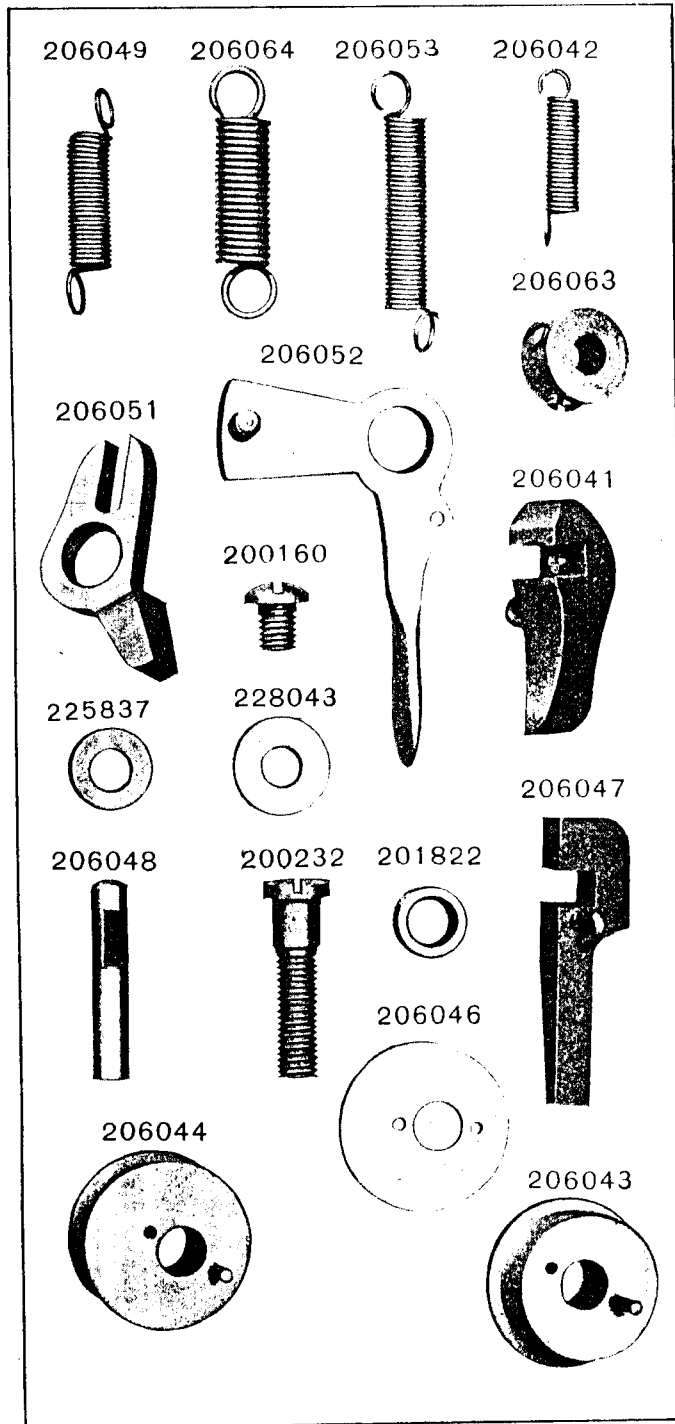
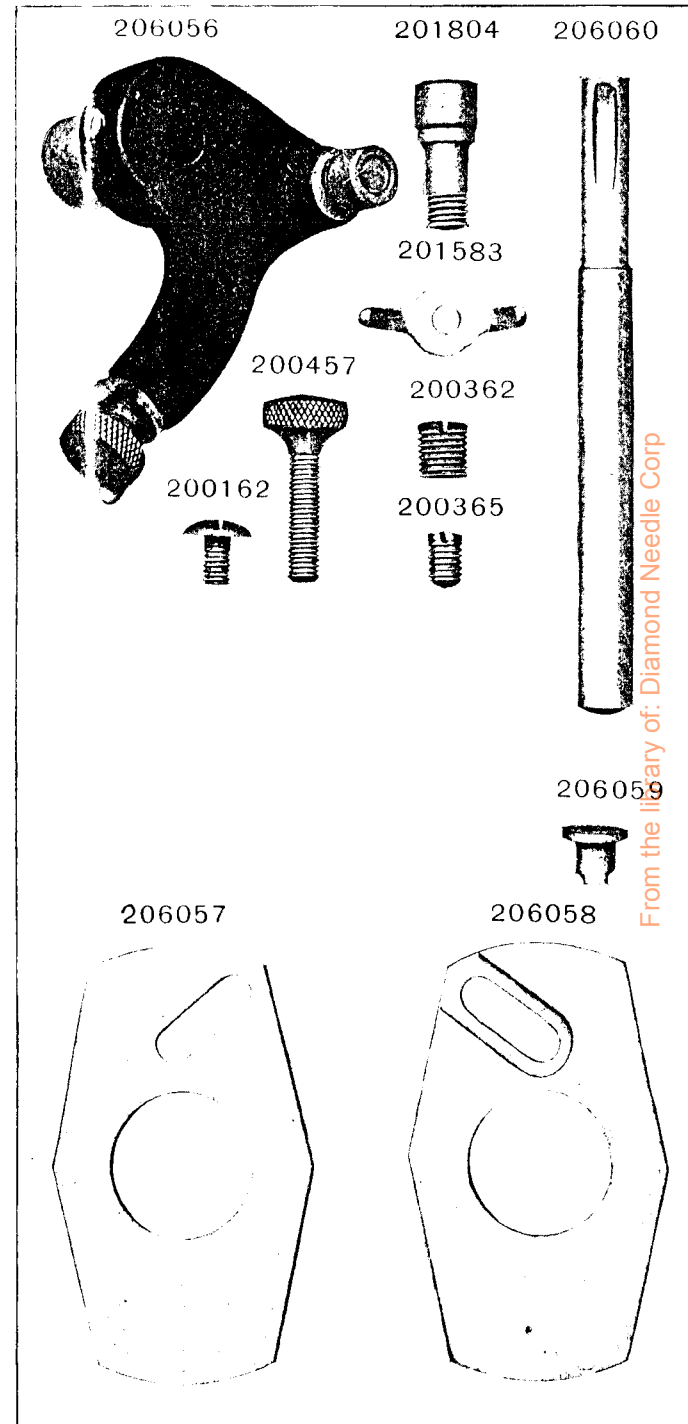


PLATE 10526-FULL SIZE



From the library of: Diamond Needle Corp

PLATE 11007-FULL SIZE

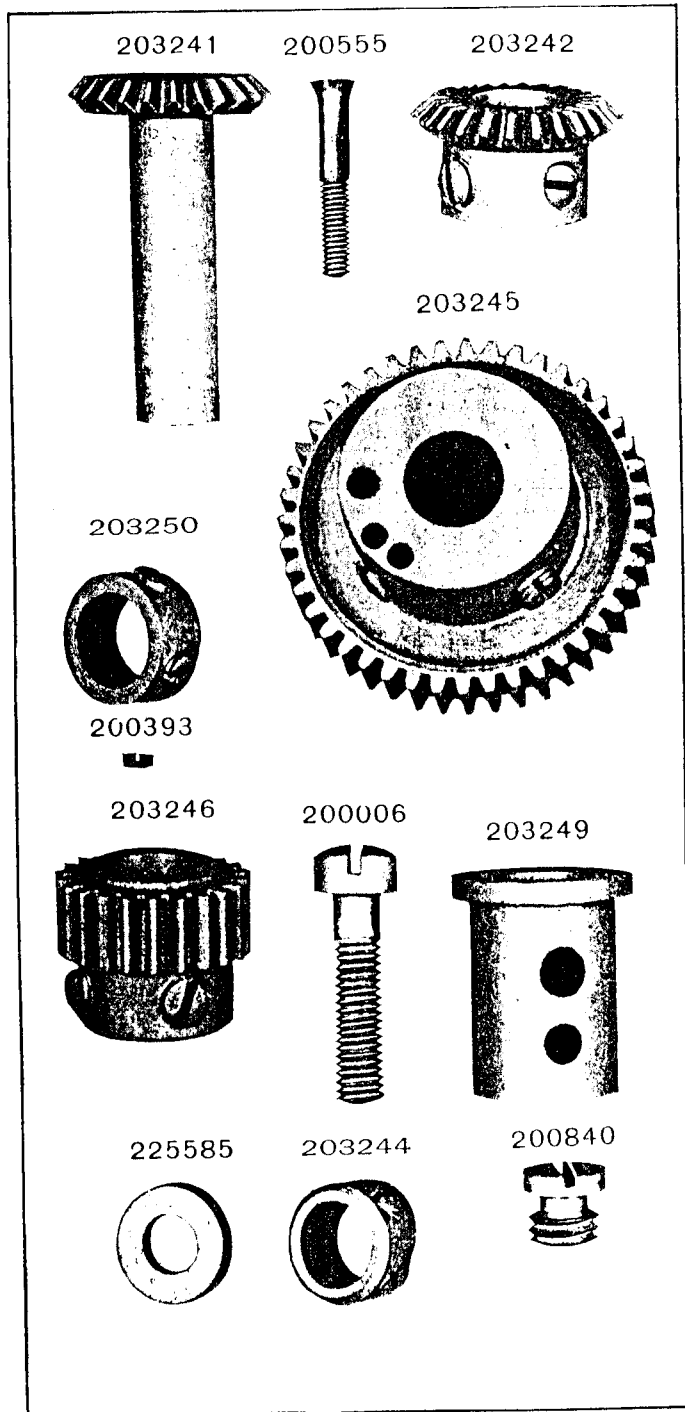


PLATE 11125 -ONE-FOURTH SIZE

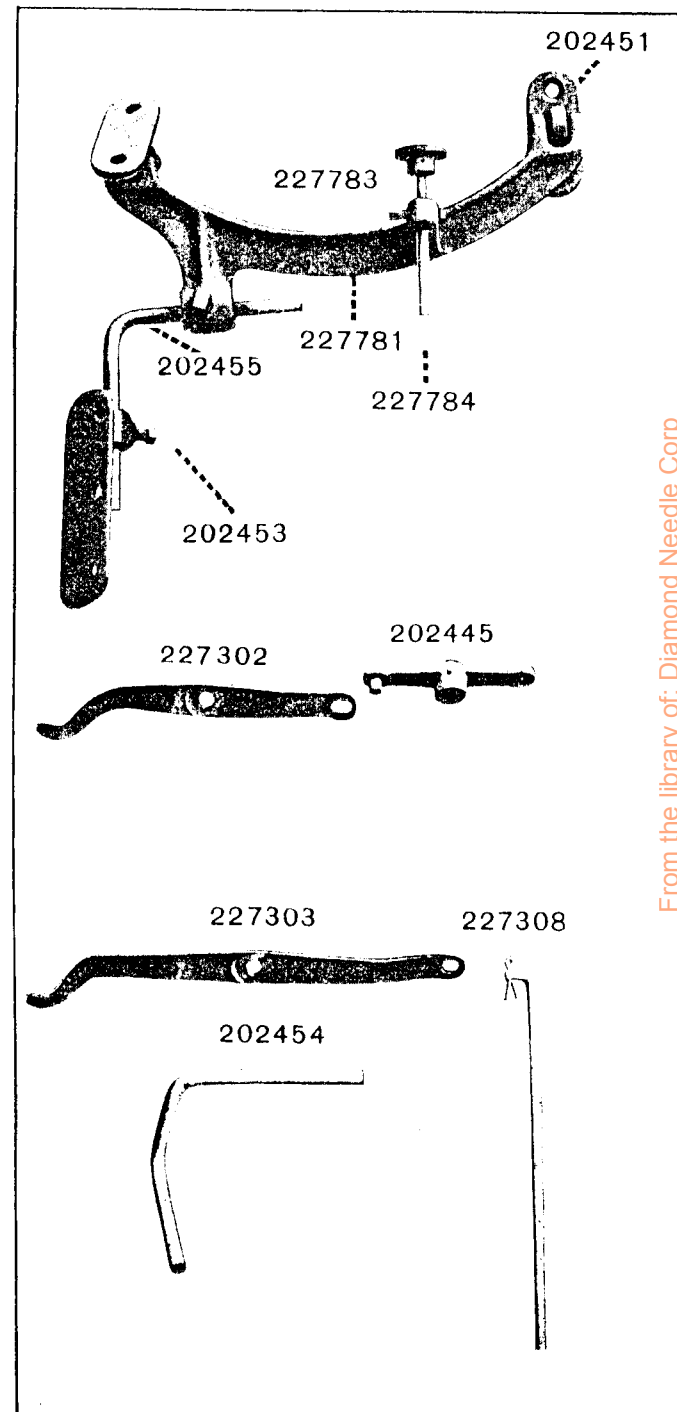


PLATE 11126—ONE-SIXTH SIZE

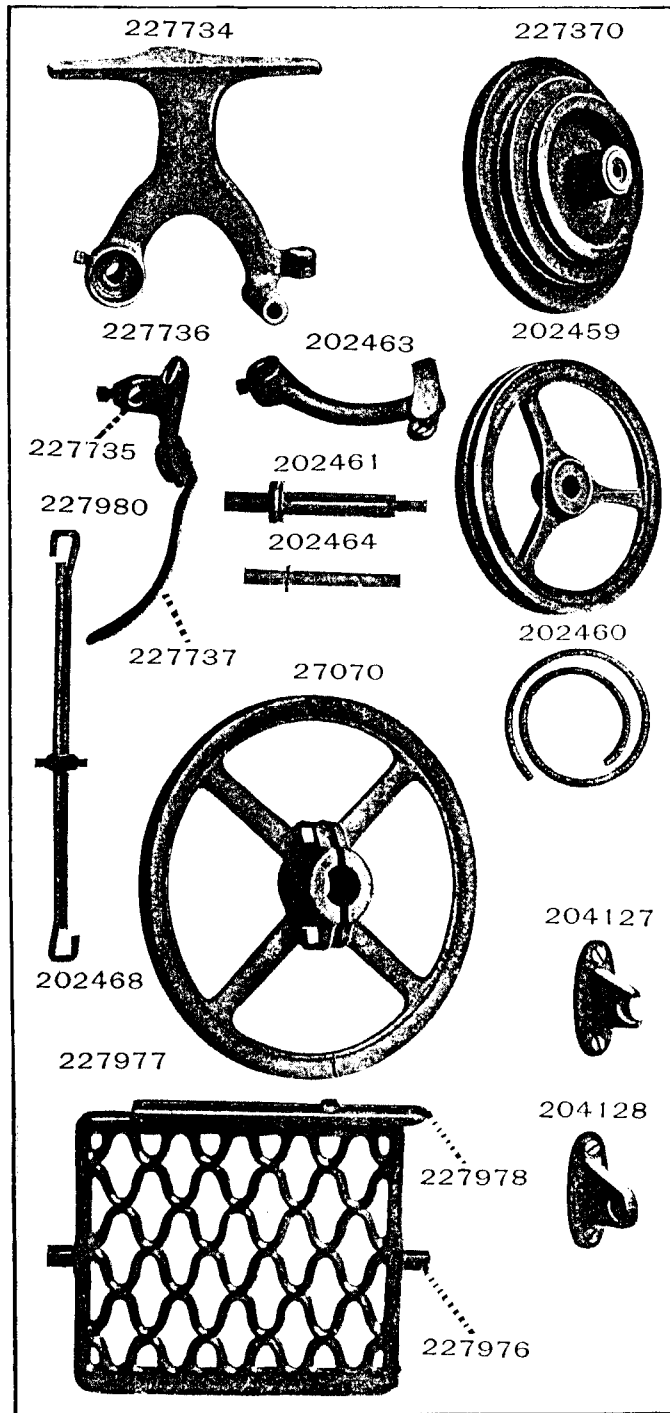
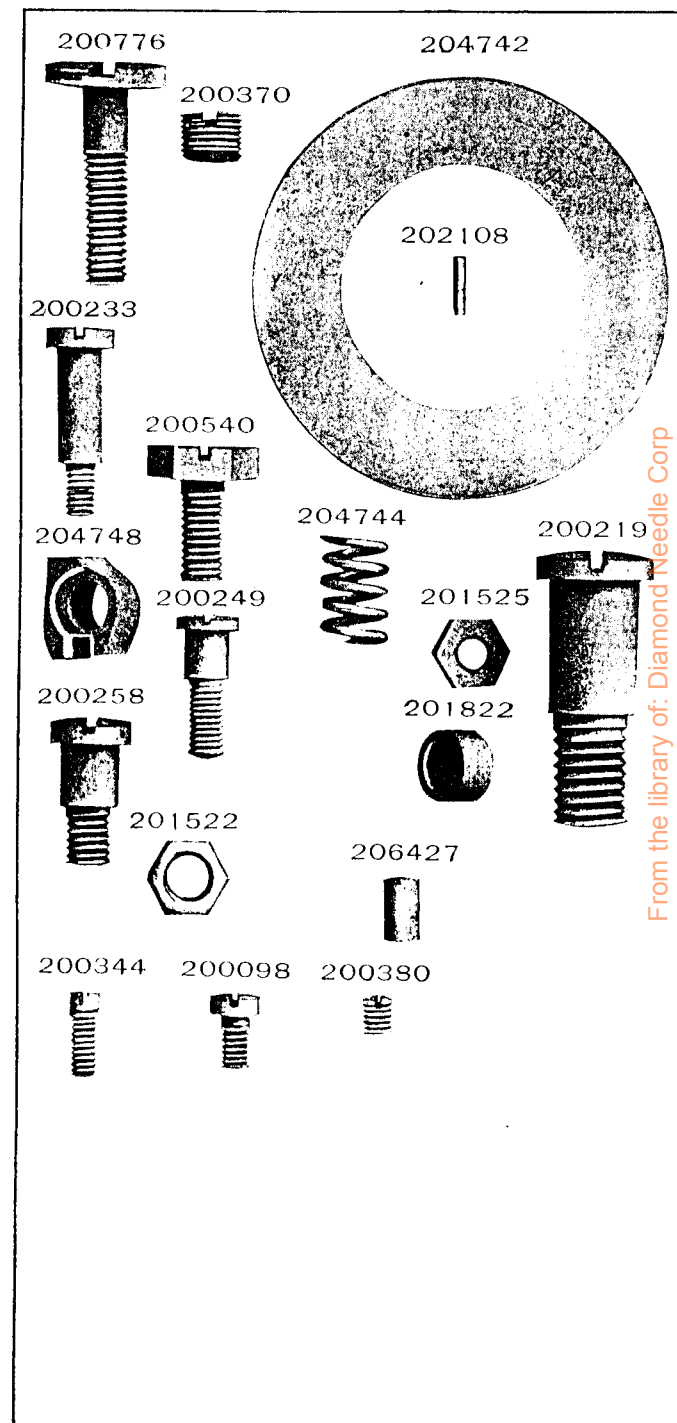


PLATE 11143—FULL SIZE

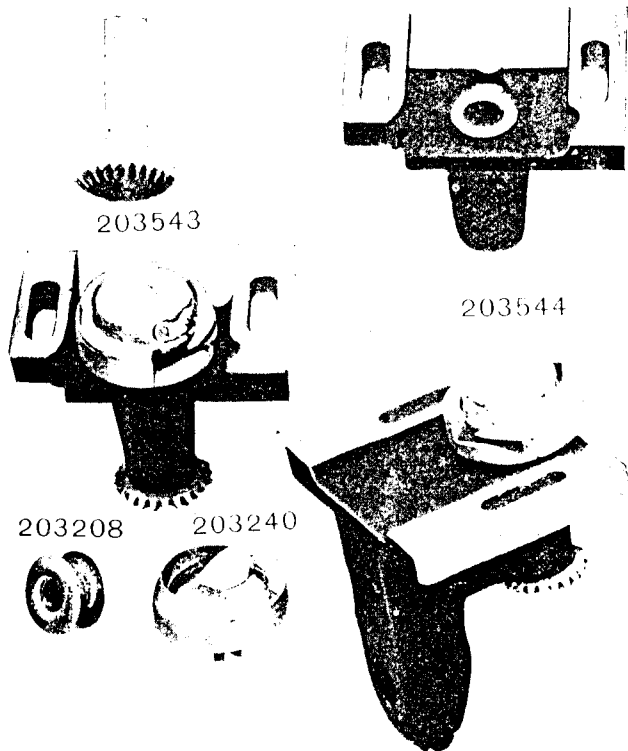


From the library of: Diamond Needle Corp

PLATE 11230—ONE-HALF SIZE

203241

203541



203543

203544

203208

203240


203545

№ 2 OUTFIT

203542

203209

203210

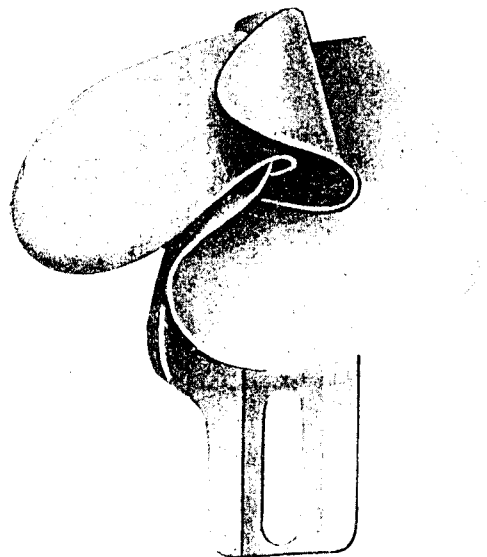


203254

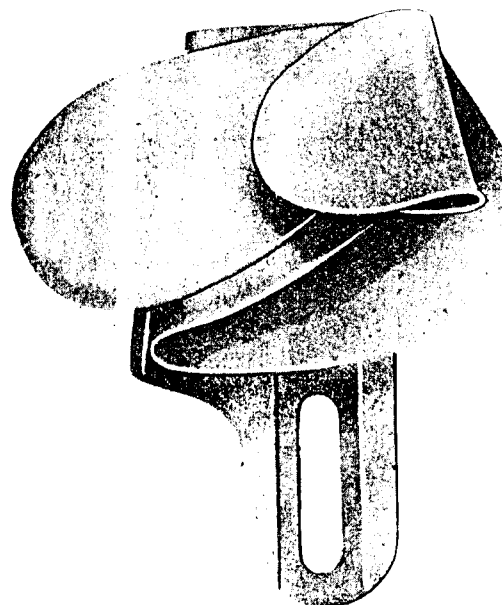
203254

PLATE 11849 -FULL SIZE

230044



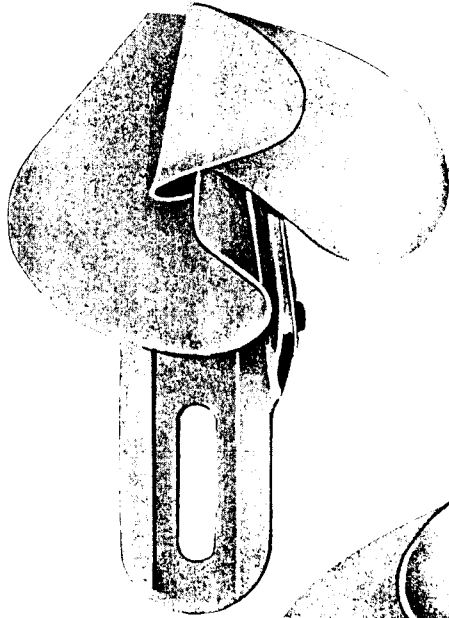
230045



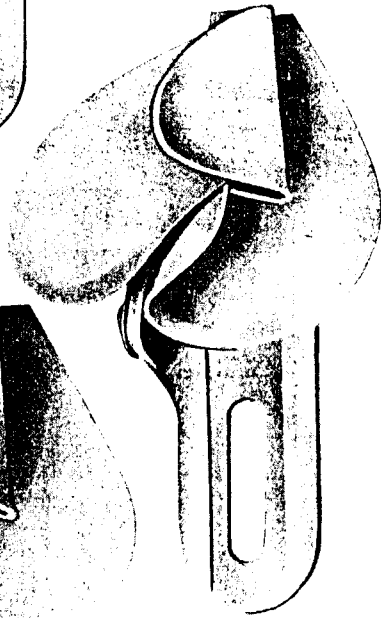
From the library of: Diamond Needle Corp

PLATE 11851-FULL SIZE

230048



230047



230055

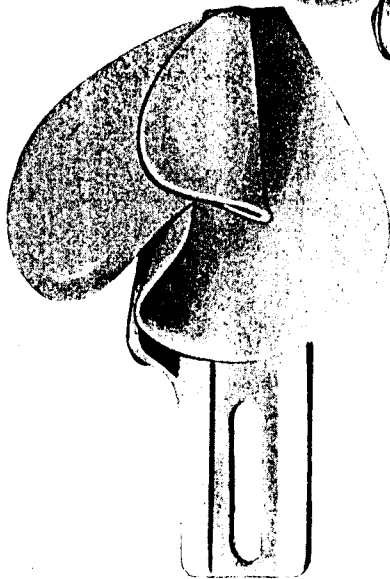



PLATE 11862-FULL SIZE

225667



227210



227224



200017



227205



200380



597



200530



200731



227223




200540



227116



227327



From the library of: Diamond Needle Corp

PLATE 11863—ONE-FOURTH SIZE

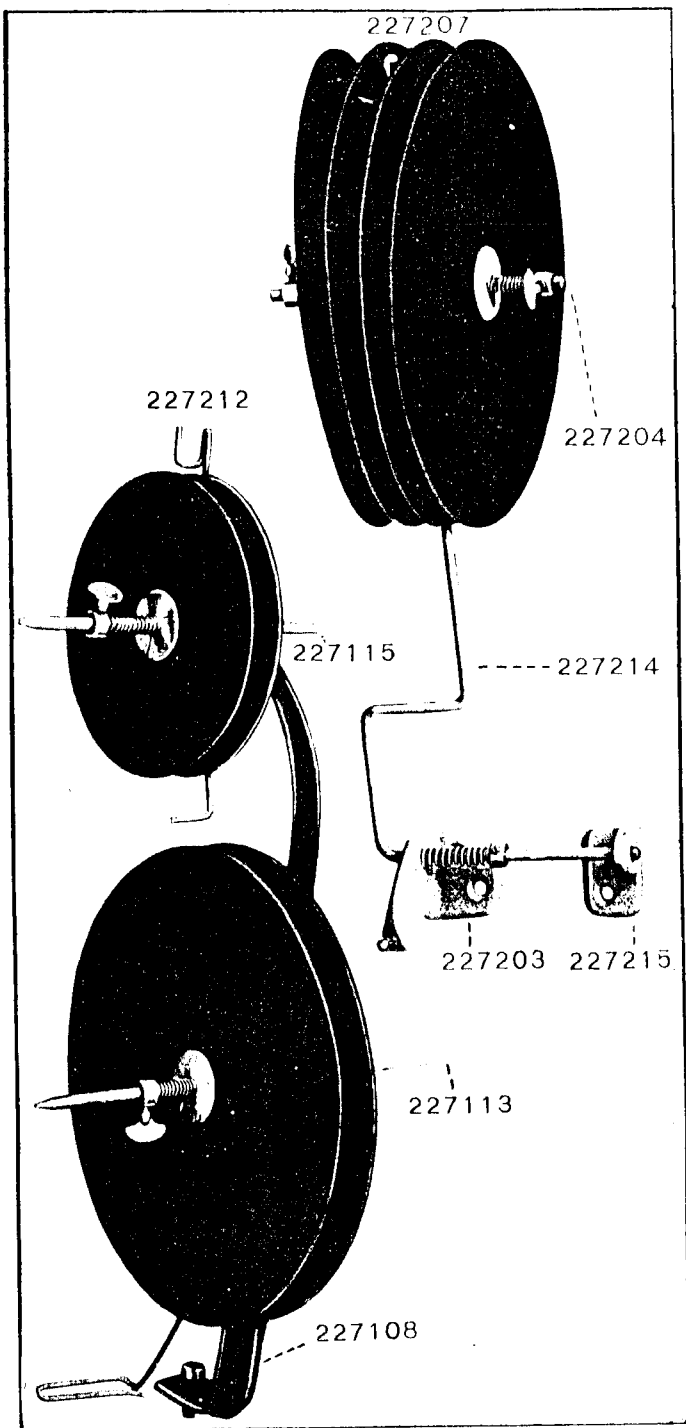


PLATE 11901—ONE-FOURTH SIZE




PLATE 11902 -FULL SIZE

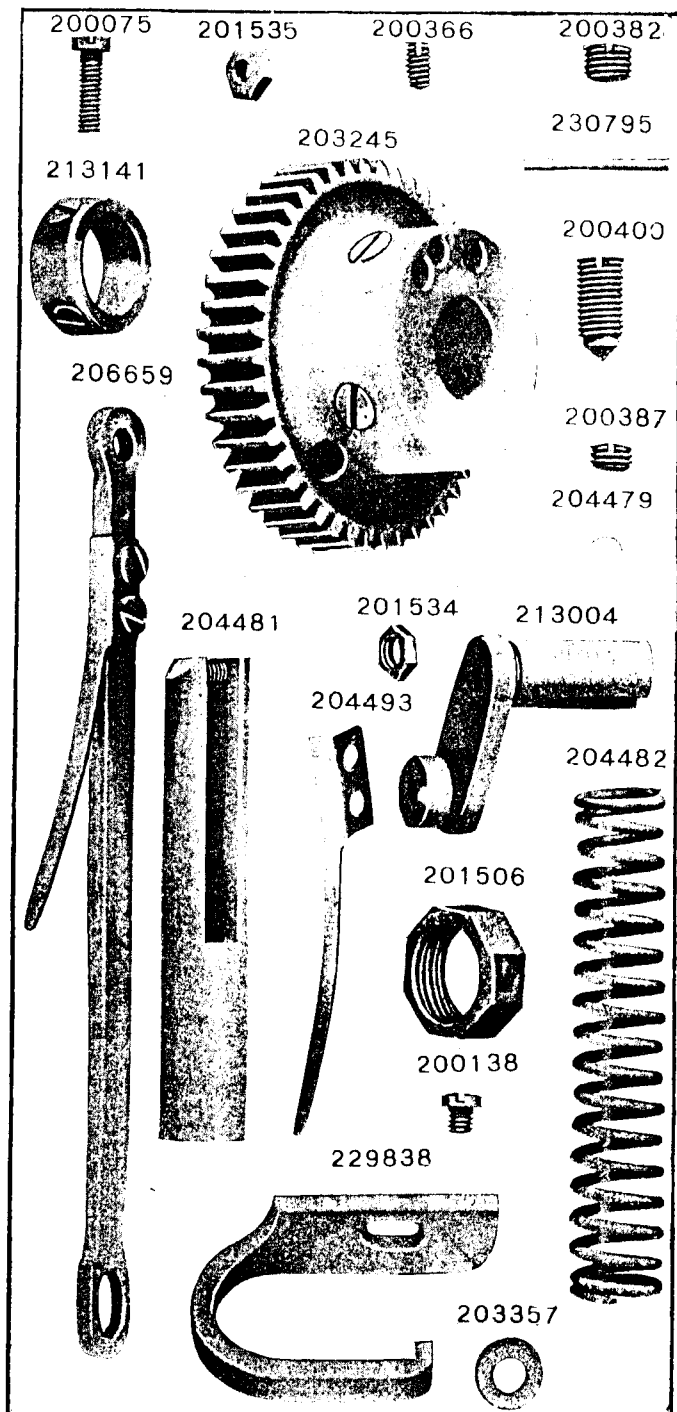


PLATE 11904 -ONE-HALF SIZE

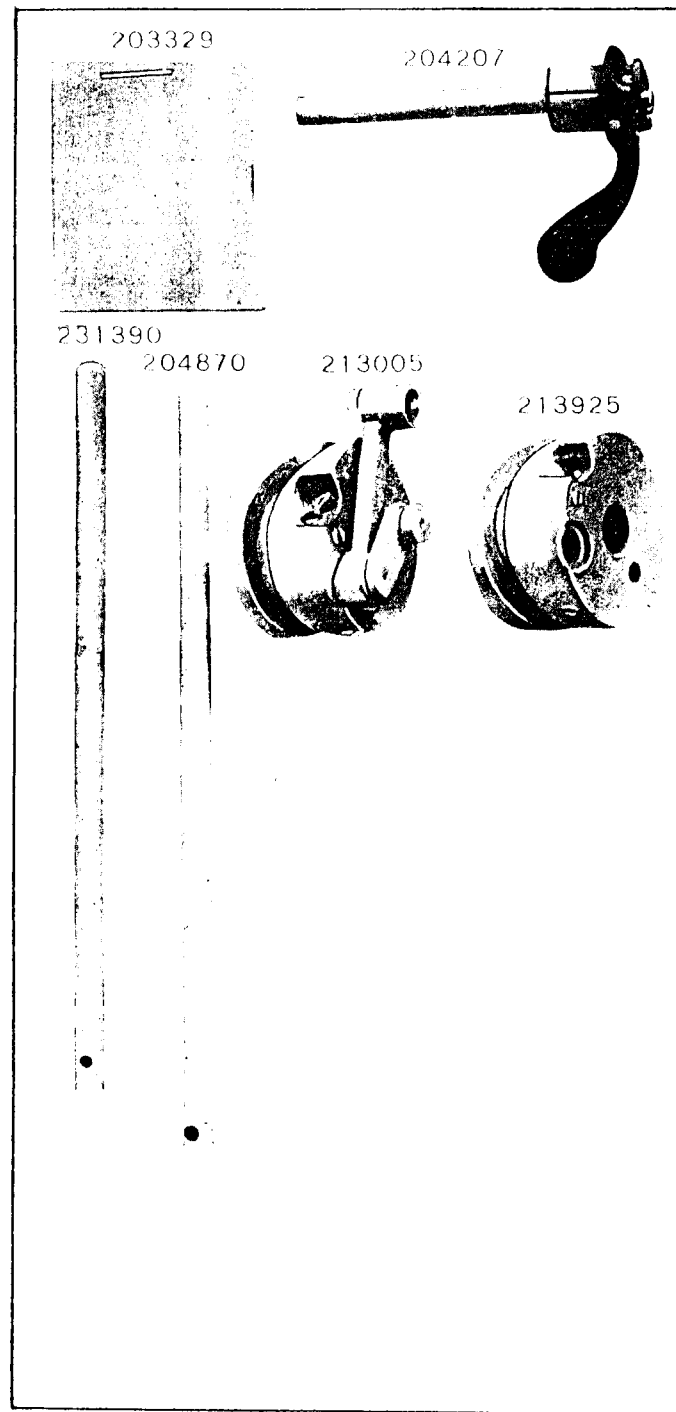


PLATE 11950 -ONE-HALF SIZE

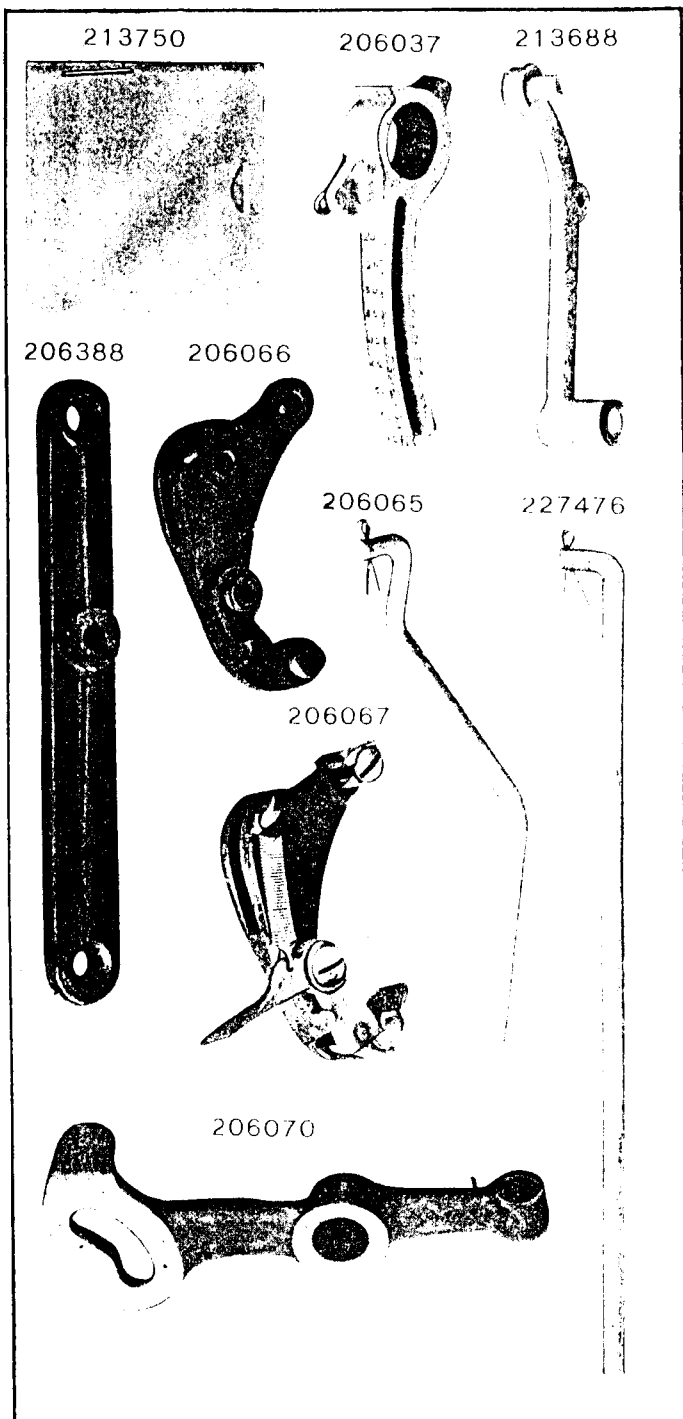
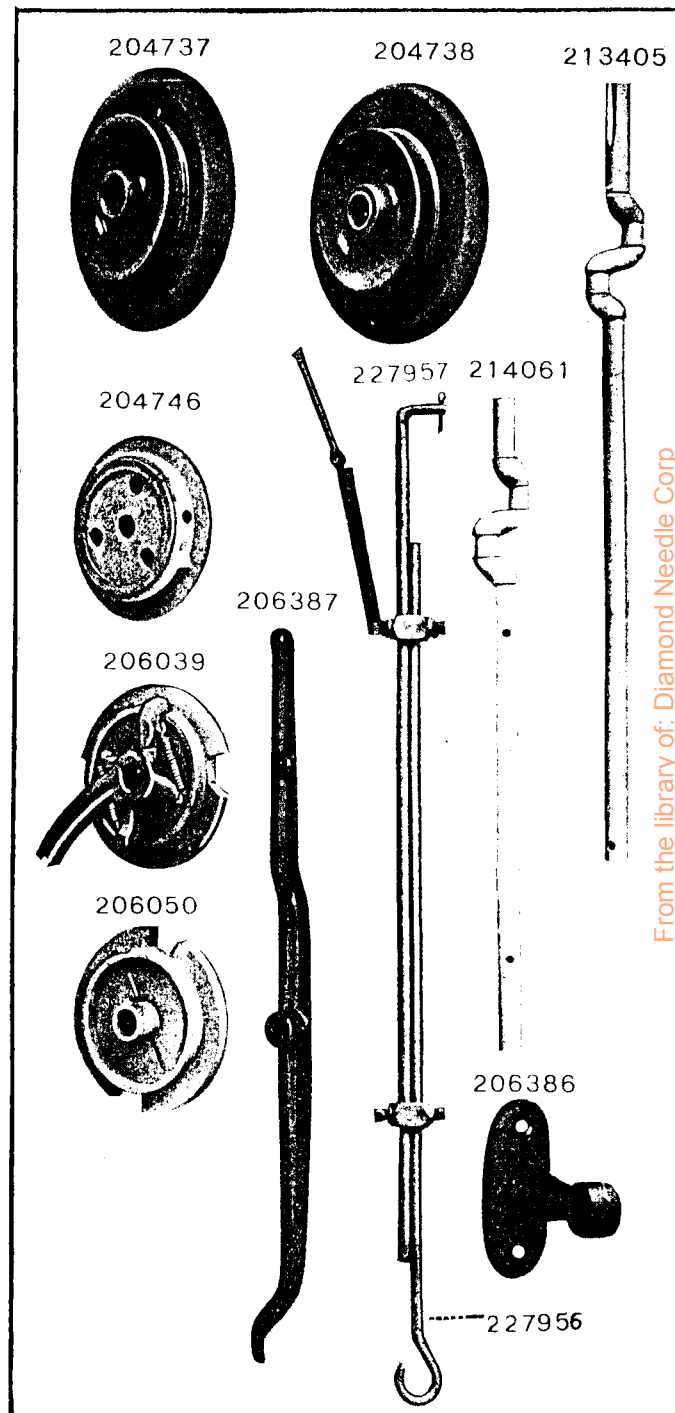


PLATE 11951-ONE-FOURTH SIZE



From the library of: Diamond Needle Corp

PLATE 11952 - FULL SIZE

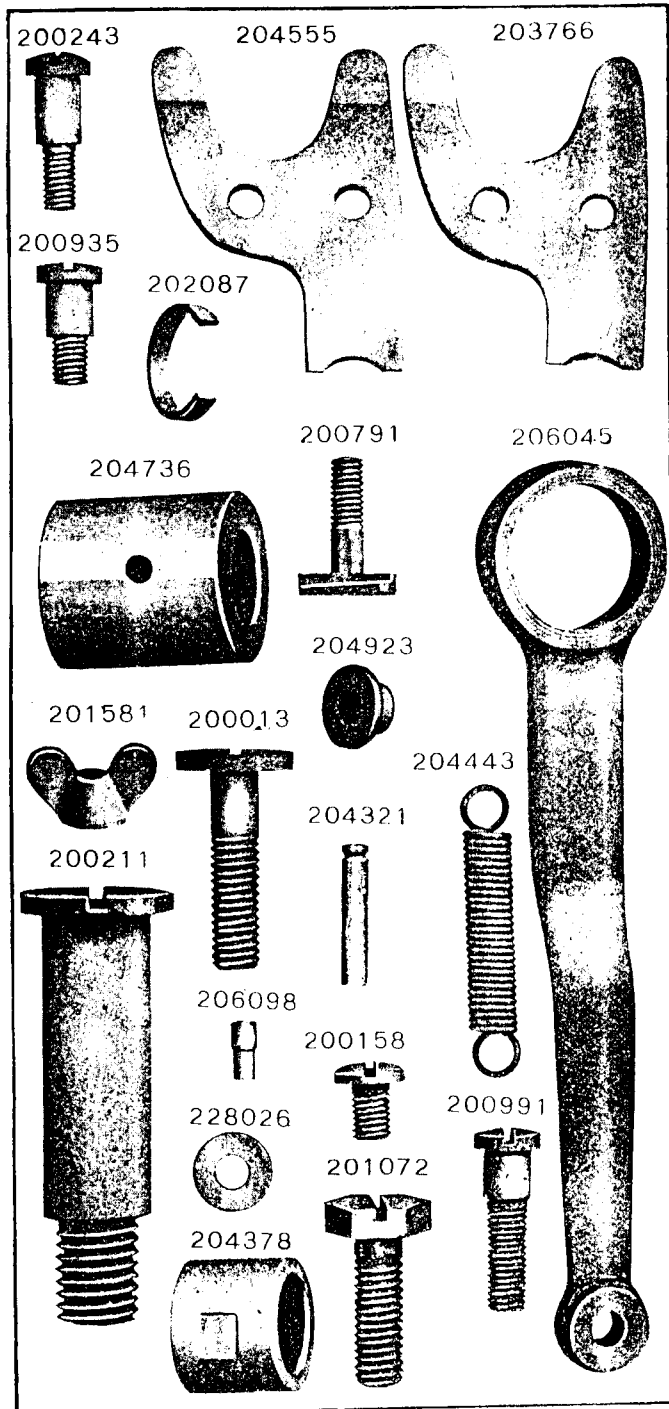


PLATE 11953 - FULL SIZE

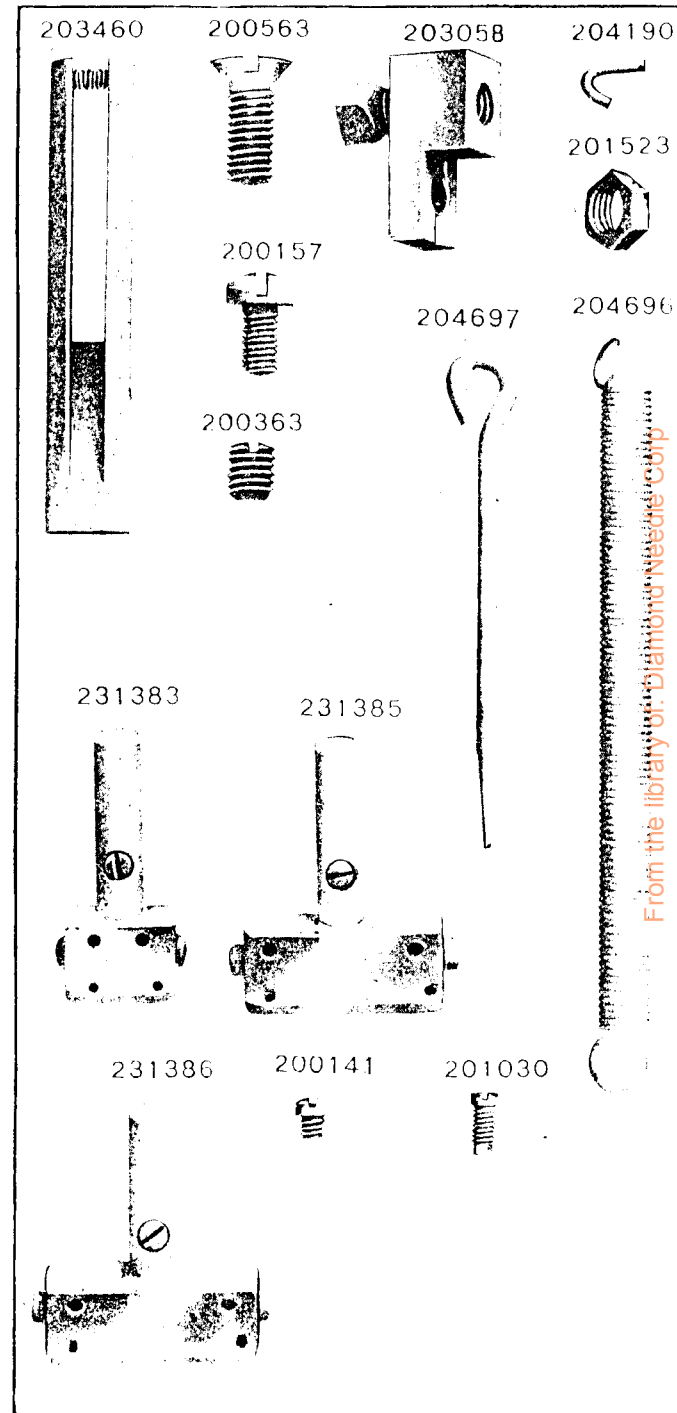


PLATE 11954 -FULL SIZE

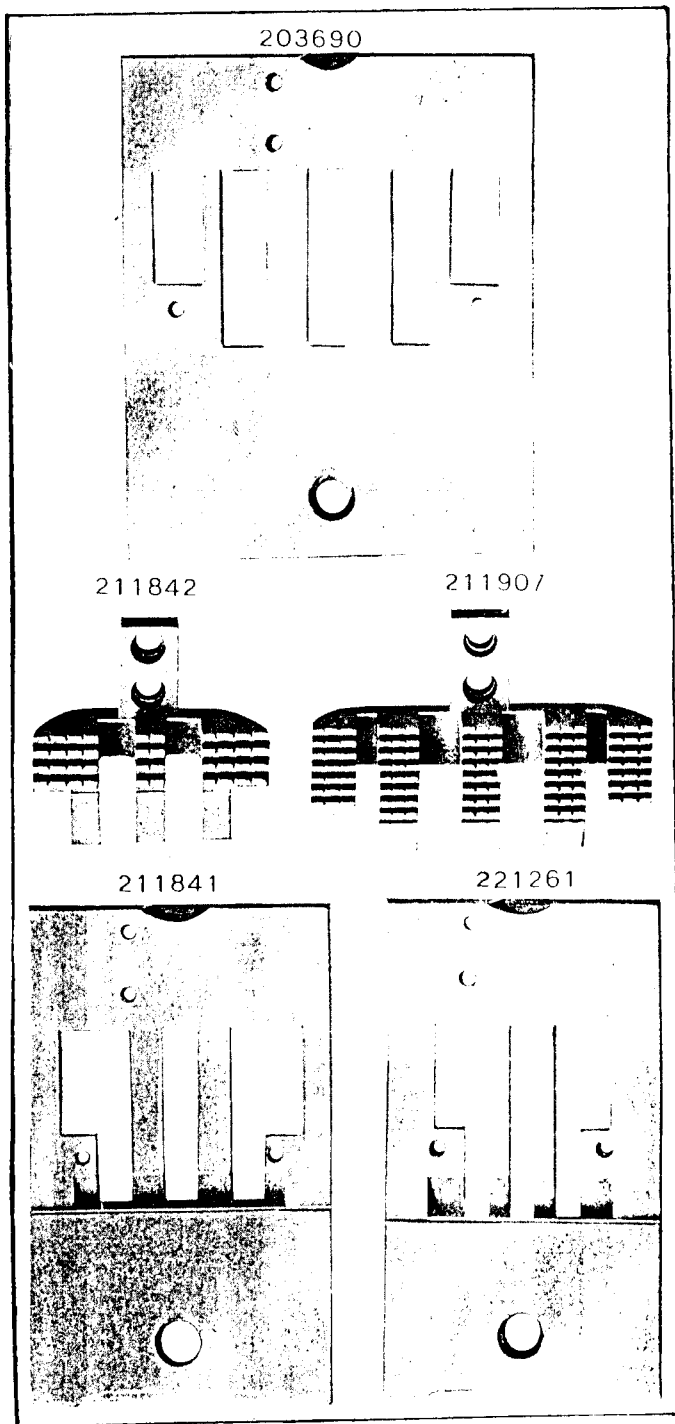


PLATE 11955 -FULL SIZE

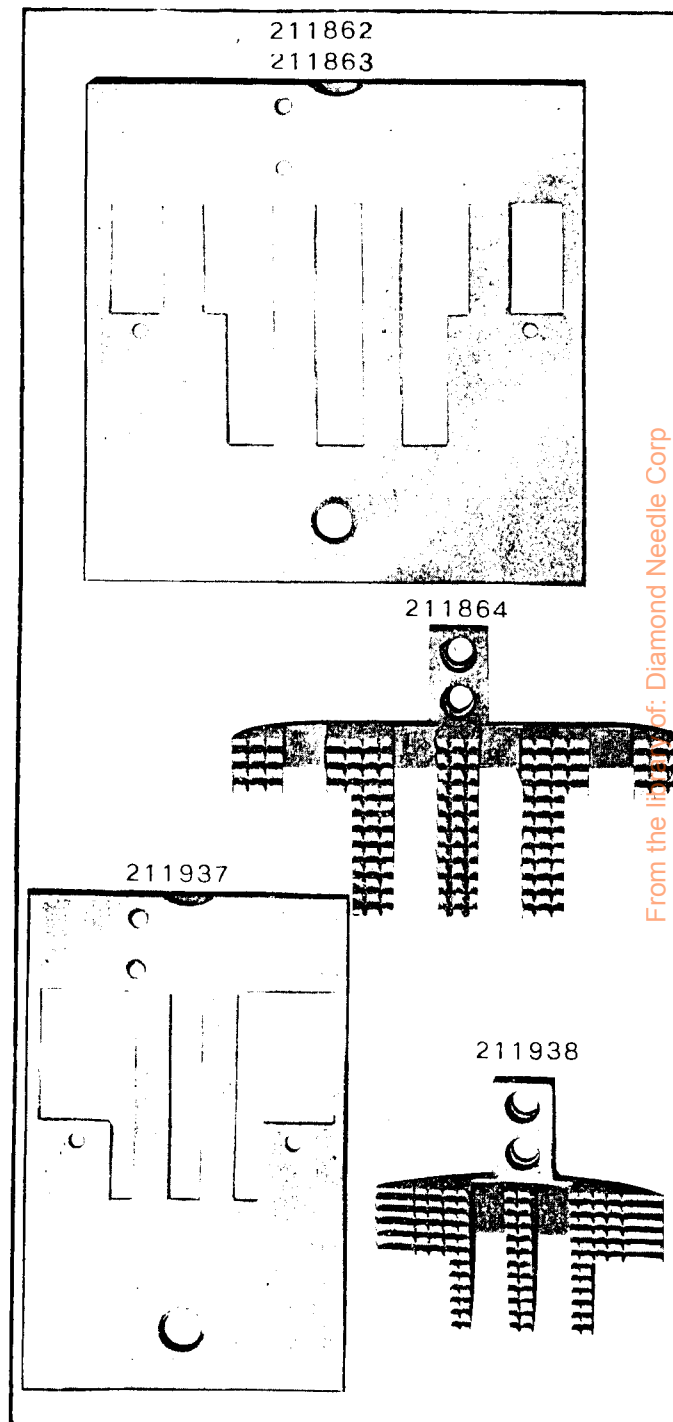



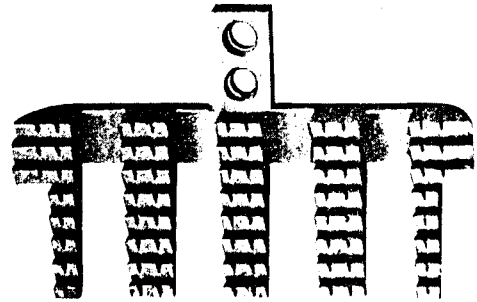
PLATE 11956 -FULL SIZE

211948


211949



211946



211883



211947


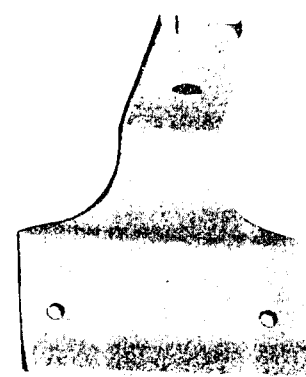
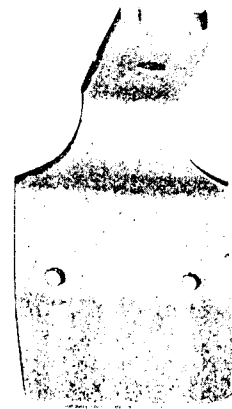



PLATE 11957 -FULL SIZE

229107

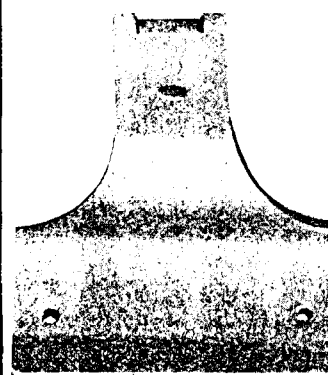
229578



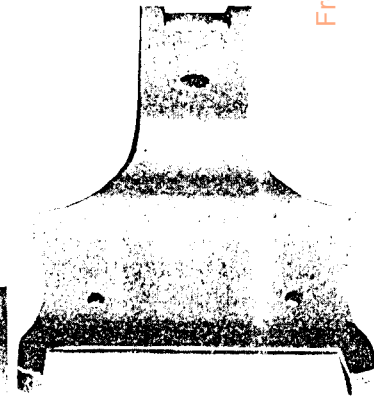
229530




229604



229529



229252



From the library of: [Diamond Needle Corp](#)

PLATE 11958 -FULL SIZE

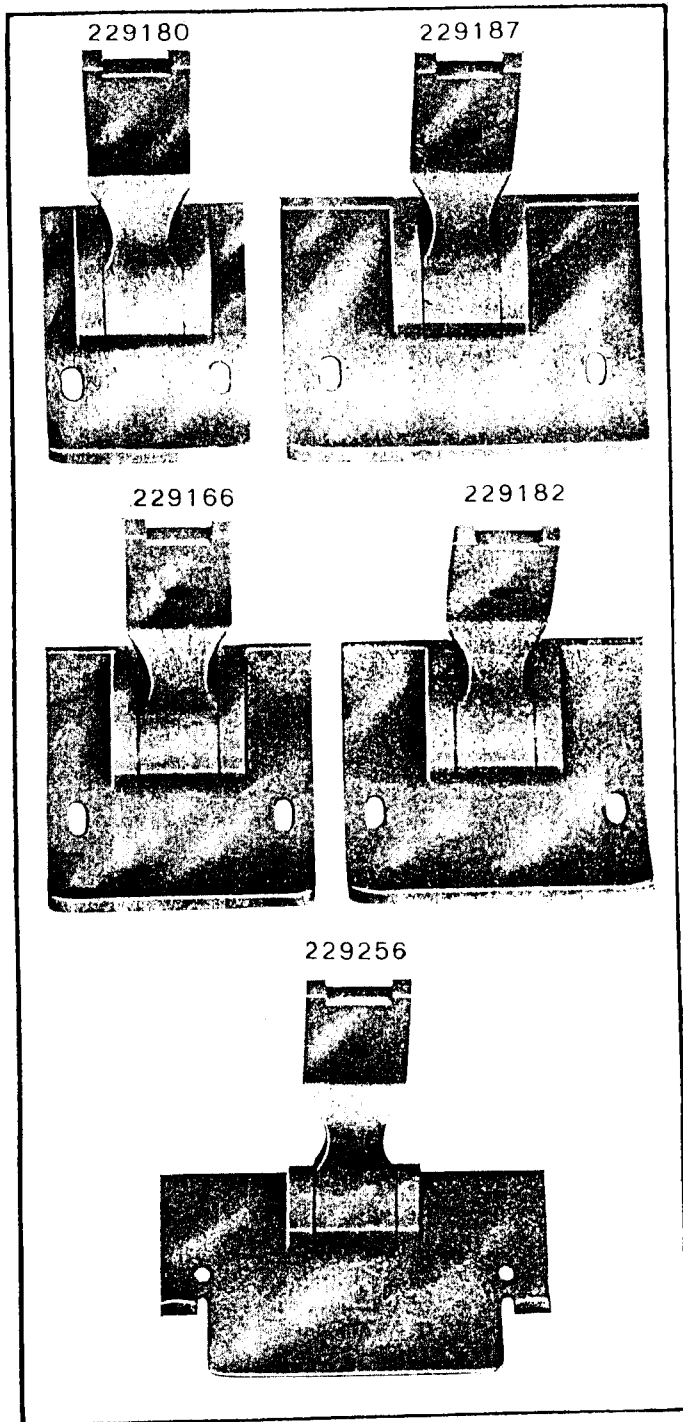


PLATE 11959 -FULL SIZE

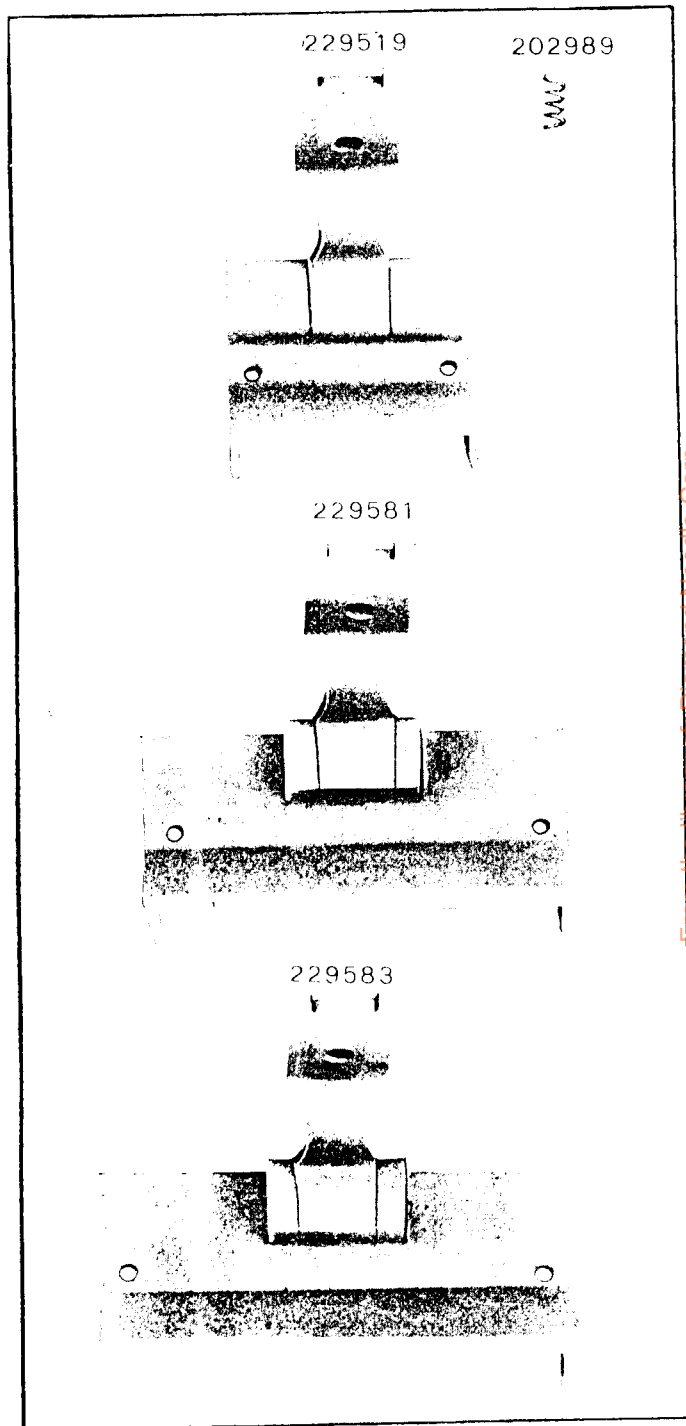



PLATE 11960 -FULL SIZE


229654



229655



206683



206685

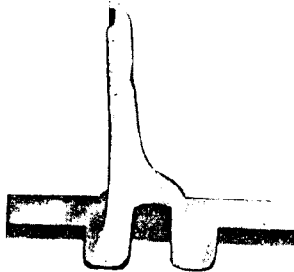

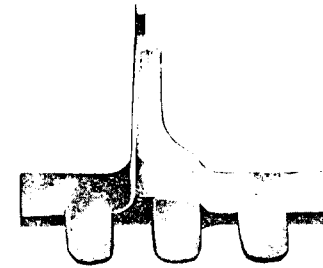


PLATE 11961 -FULL SIZE

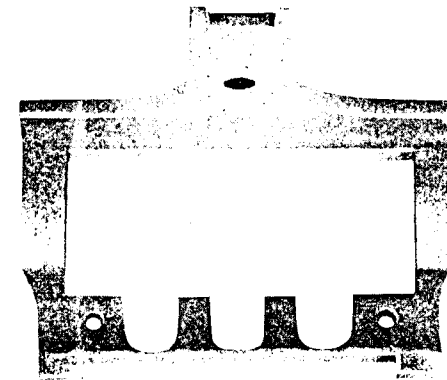
229659



229660




206686



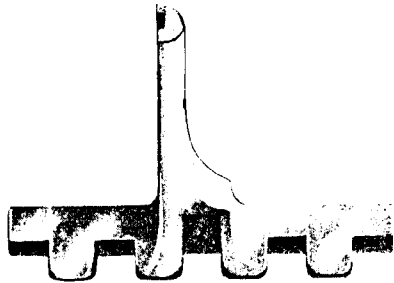
From the library of: Diamond Needle Corp

PLATE 11962 -FULL SIZE

206687



206689



206688

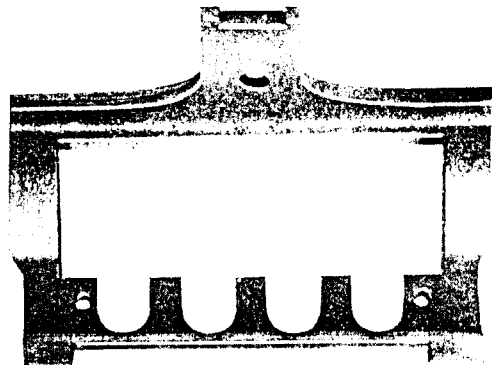
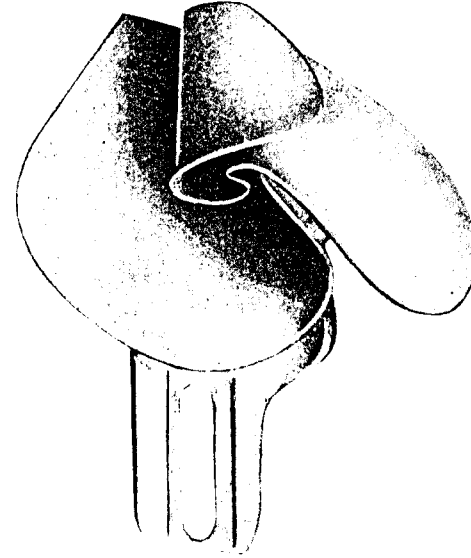
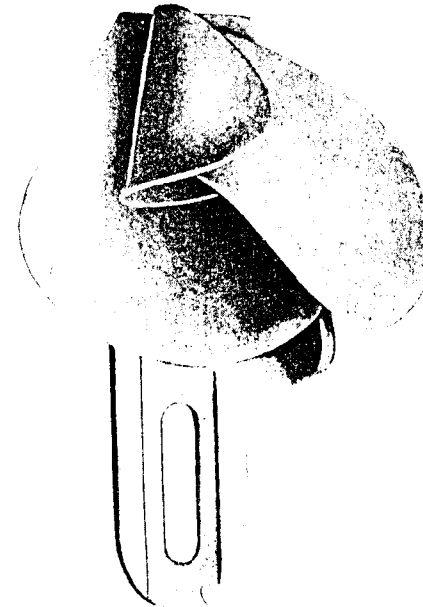


PLATE 11963 -FULL SIZE

230043



230046



From the library of: Diamond Needle Corp

PLATE 11964 -FULL SIZE

230056



230086

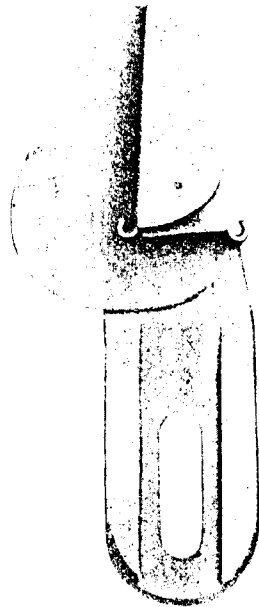
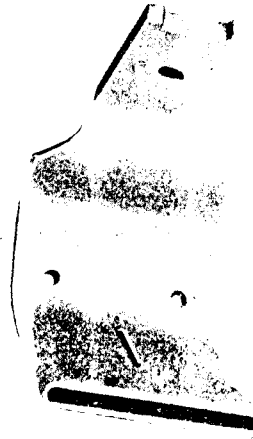
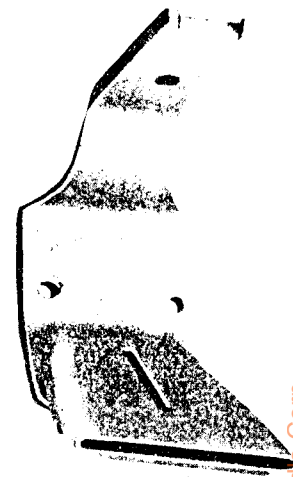


PLATE 11965 -FULL SIZE


230138



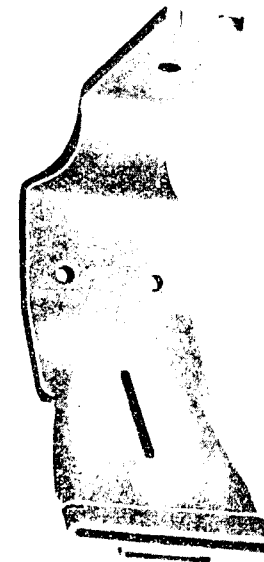
230129



230133



230137



From the library of: Diamond Needle Corp

PLATE 11966 -FULL SIZE

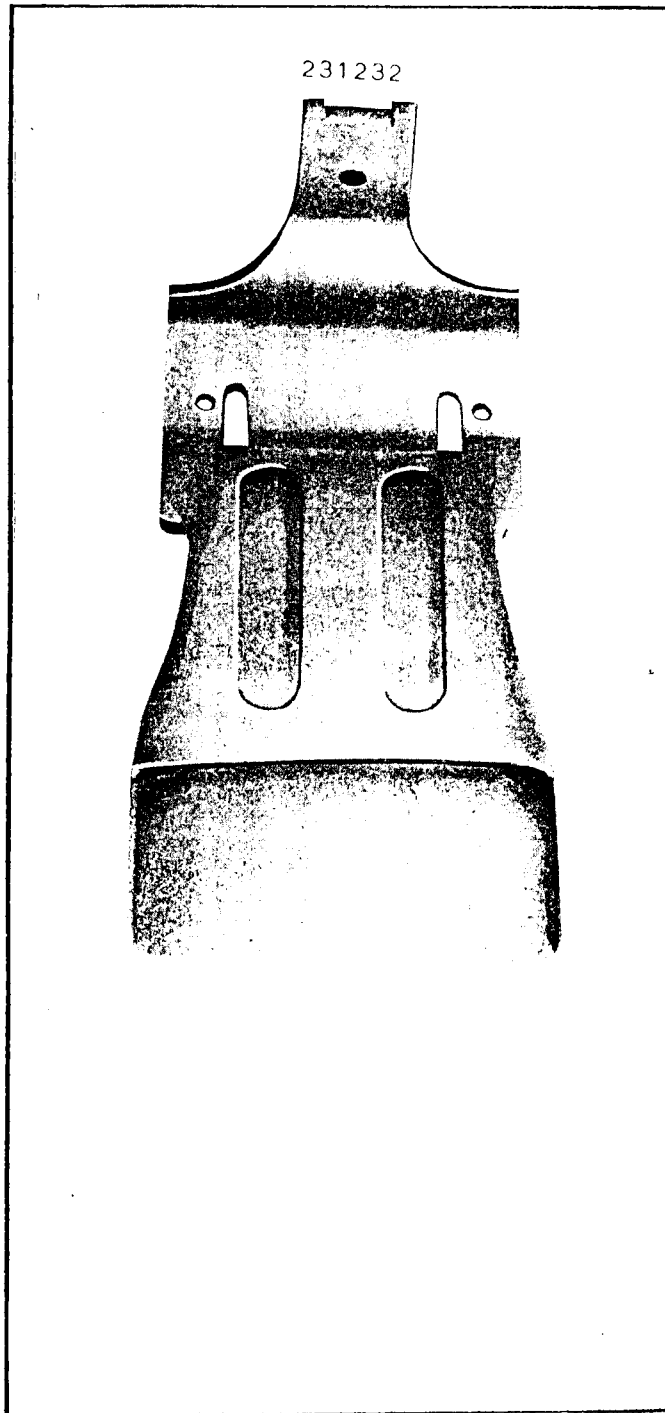
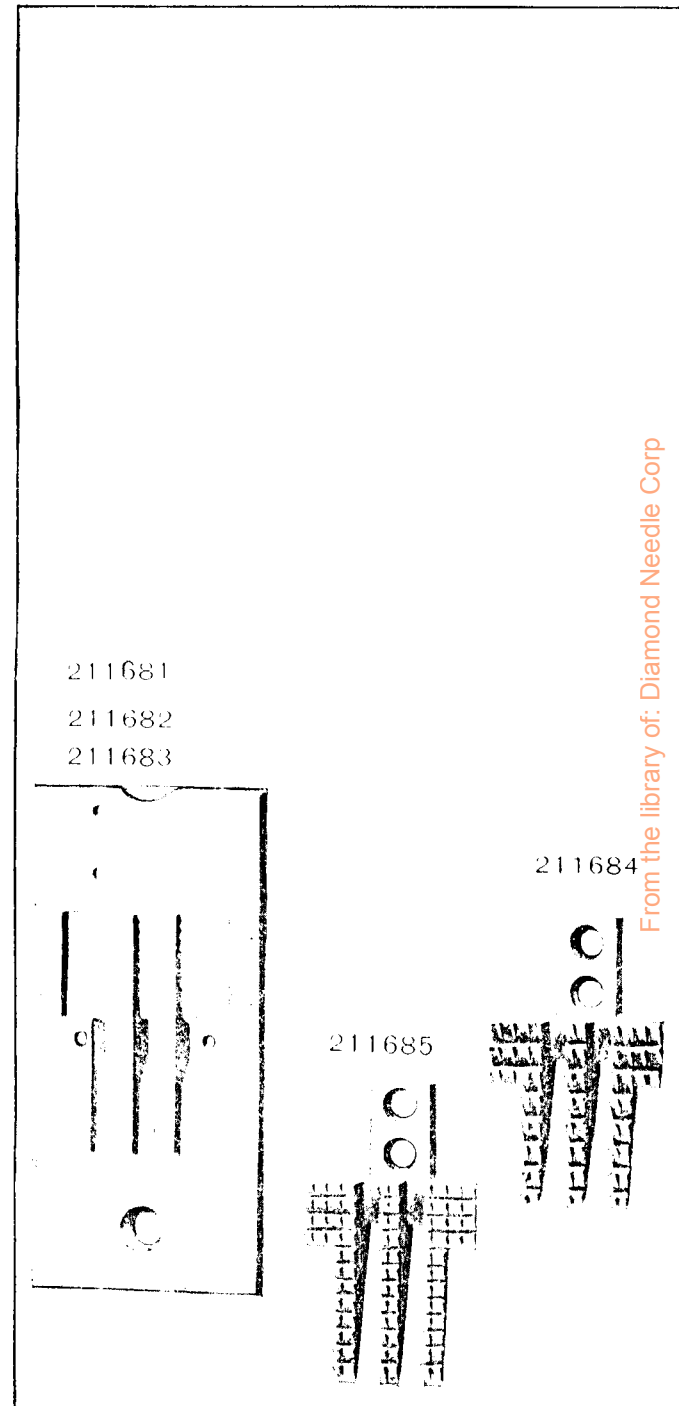


PLATE 12093 -FULL SIZE




211684

211685


From the library of: Diamond Needle Corp

PLATE 12094—FULL SIZE


211686
211687
211688



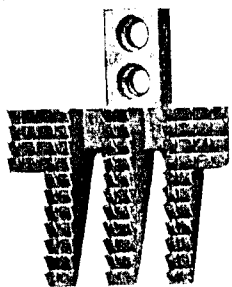
211689



211690
211691
211692



211693



211694


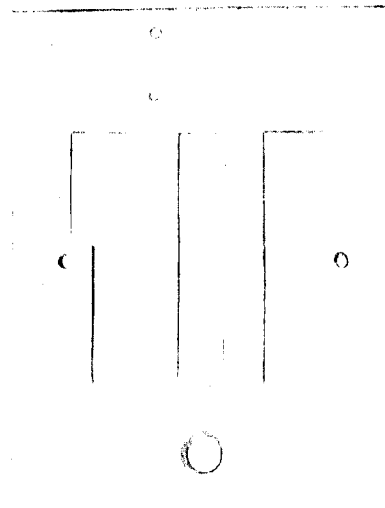



PLATE 12095—FULL SIZE


211695
211696
211697



211243
211909



211698



211910

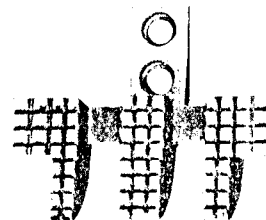
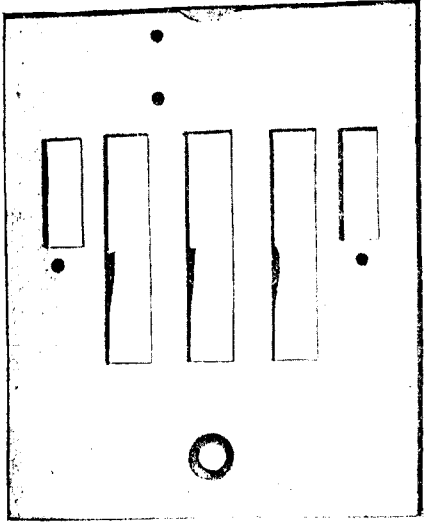



PLATE 12096-FULL SIZE

211699
211700
211701



211702



211703

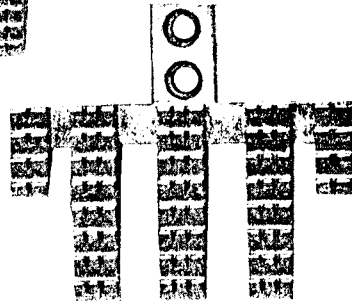




PLATE 12097-FULL SIZE


211704
211705
211706



211707



211708



From the library of: Diamond Needle Corp

PLATE 12098—FULL SIZE

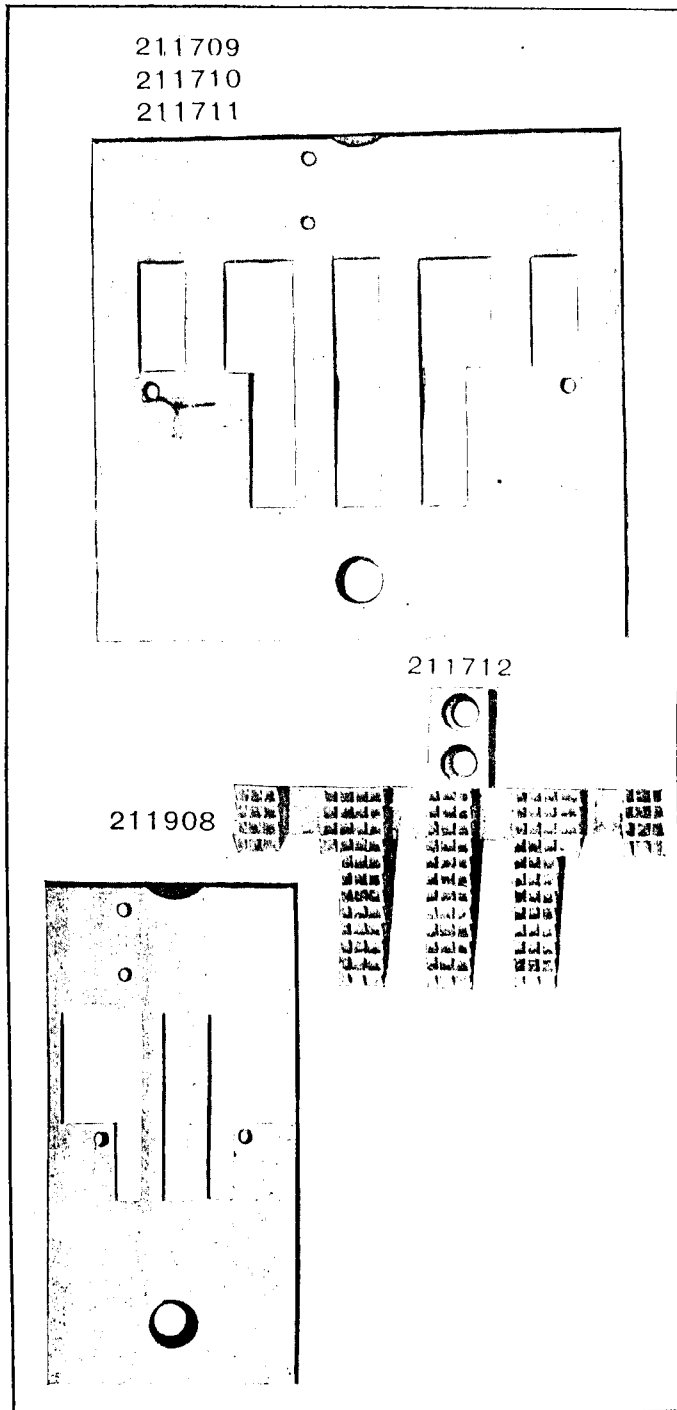
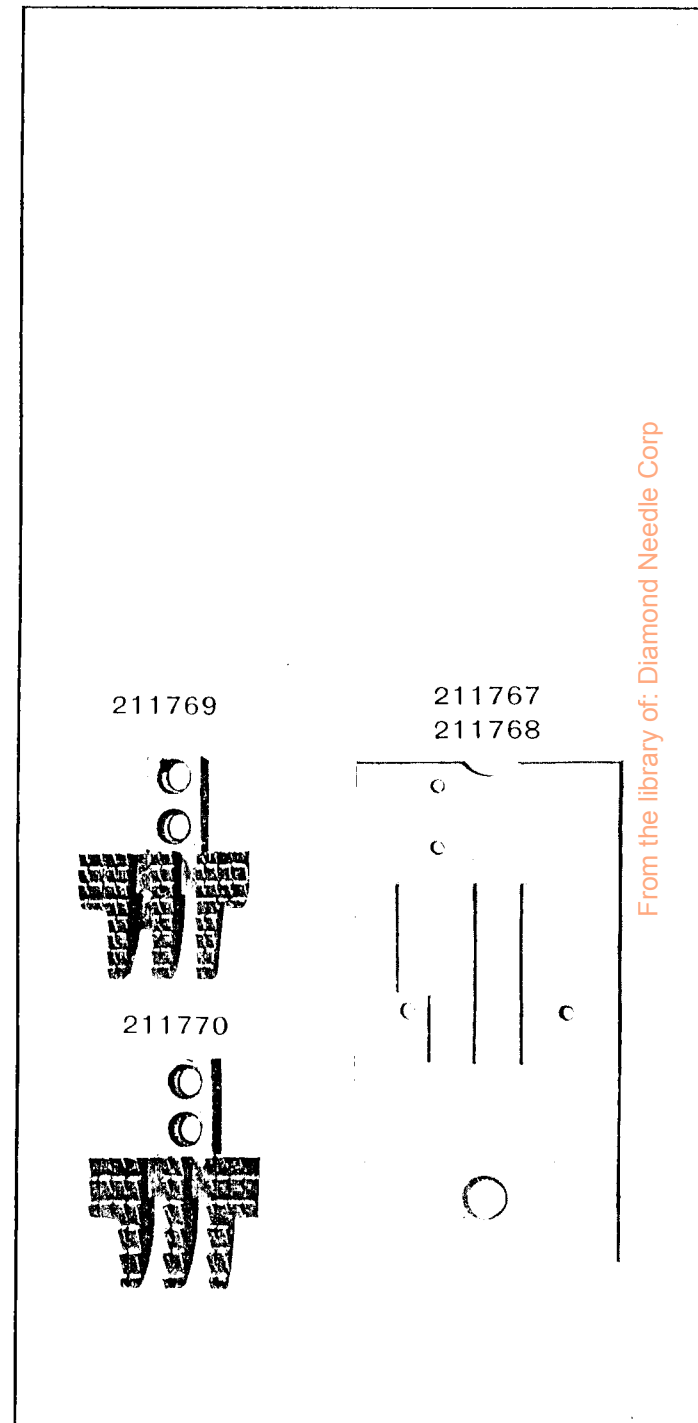


PLATE 12104—FULL SIZE



From the library of: Diamond Needle Corp

PLATE 12109—FULL SIZE

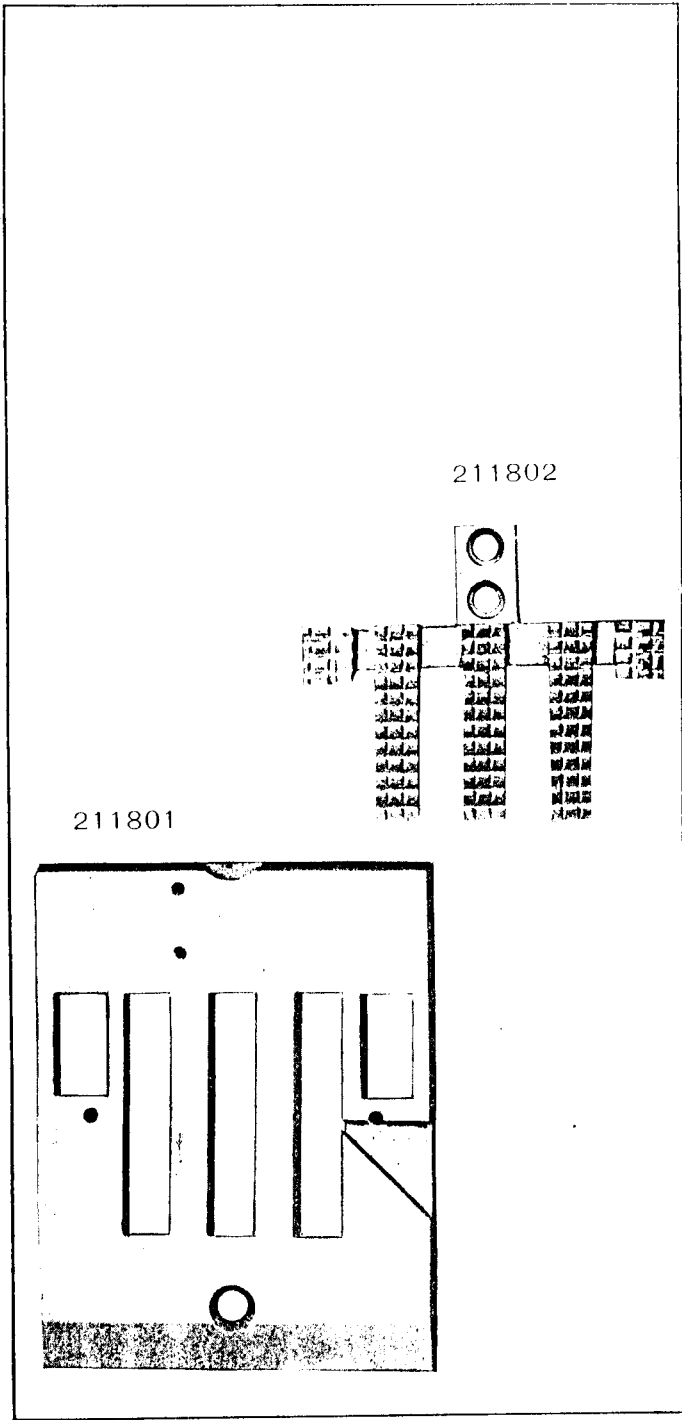


PLATE 12305—FULL SIZE

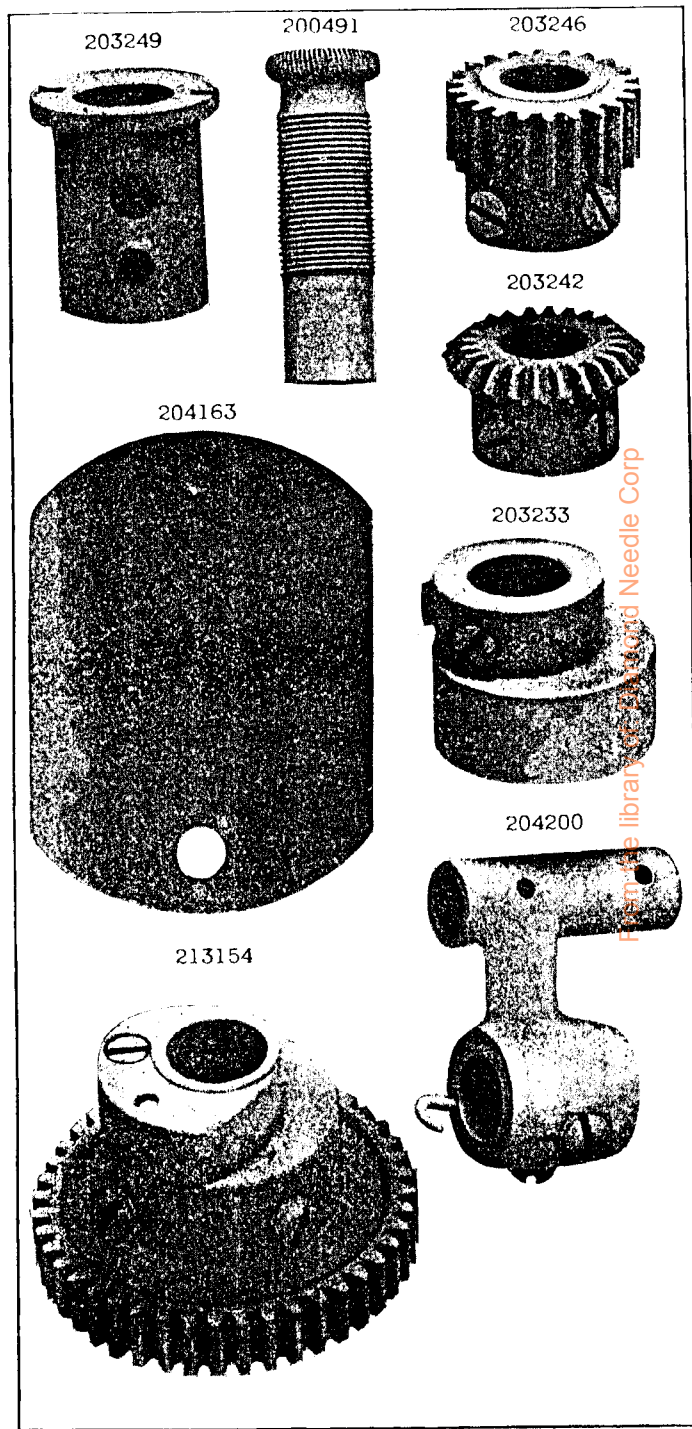


PLATE 12306-FULL SIZE

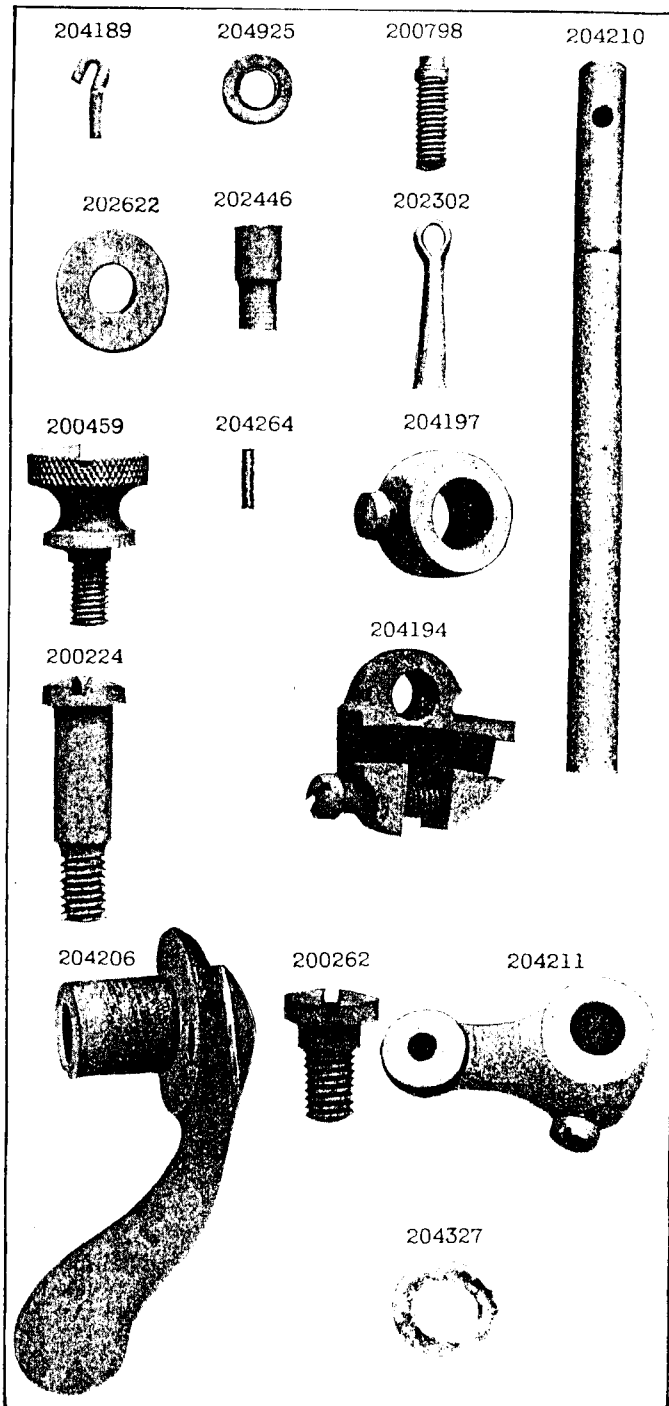
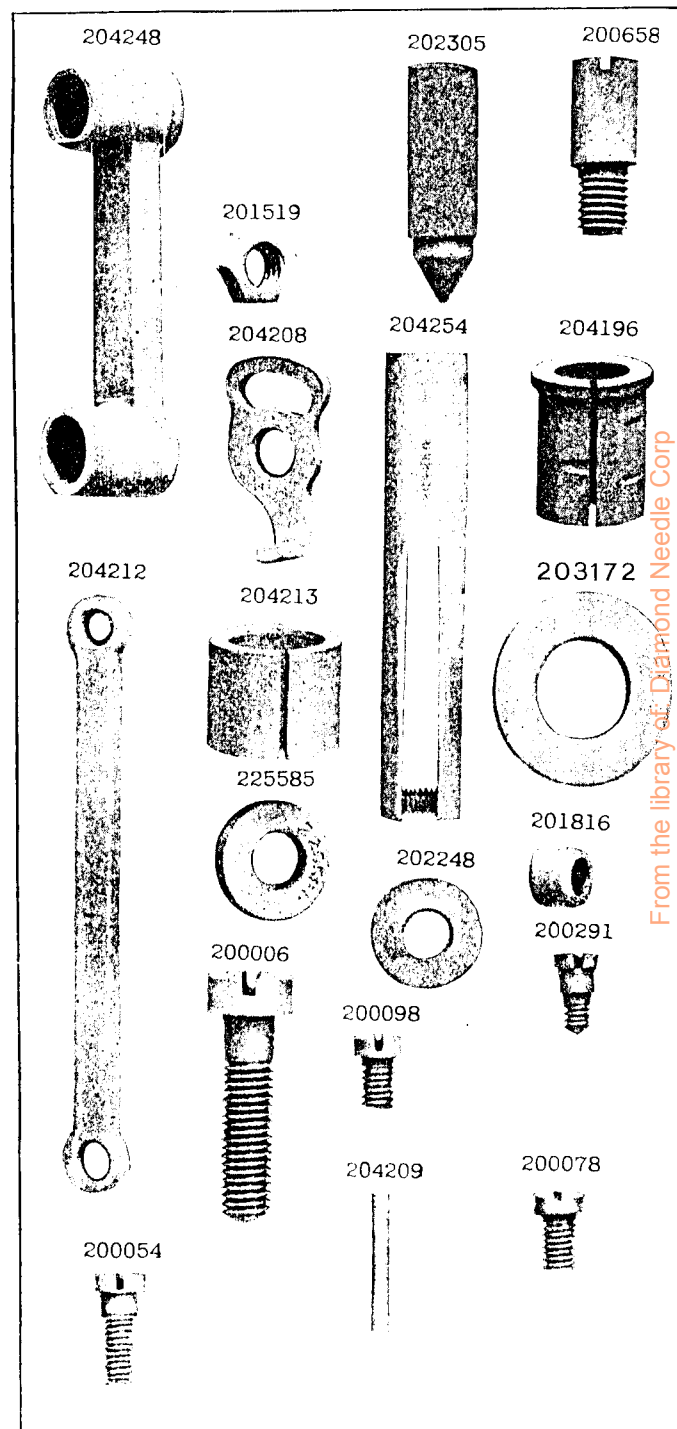


PLATE 12307-FULL SIZE



From the library of Diamond Needle Corp

PLATE 12308-FULL SIZE

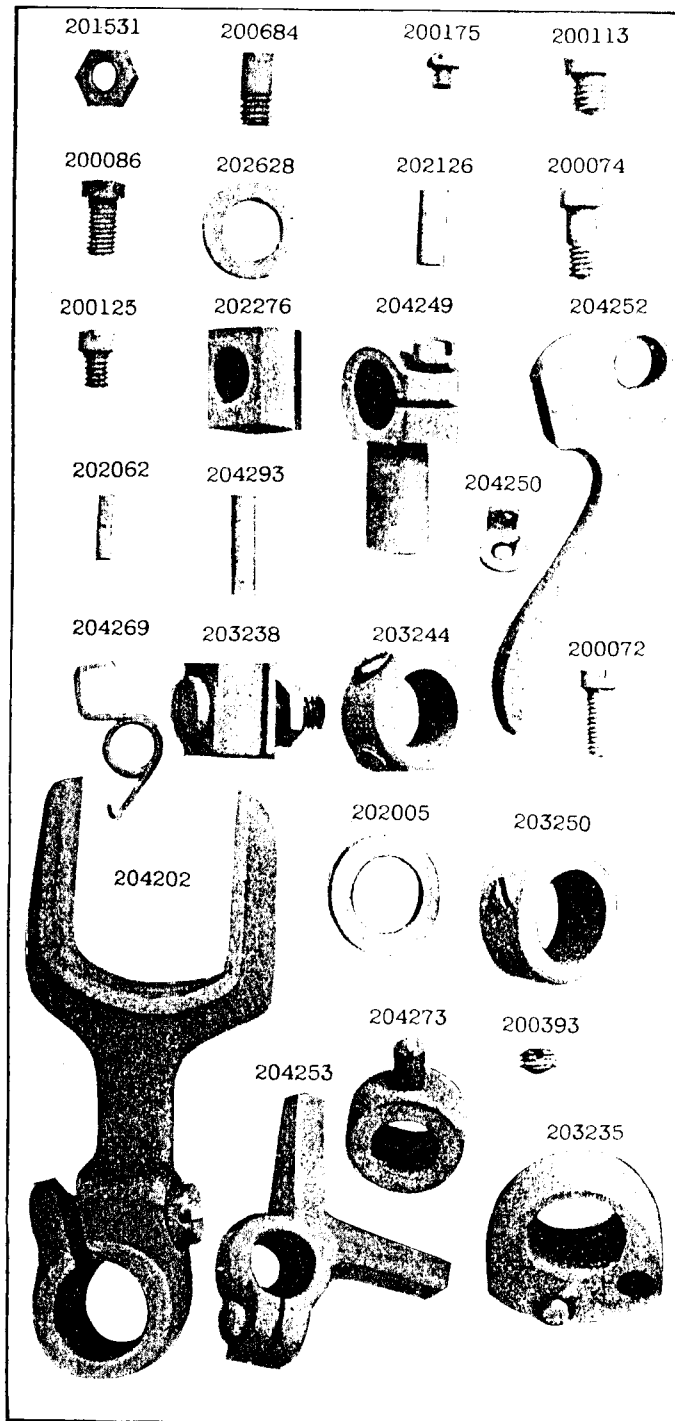


PLATE 12309-FULL SIZE



From the Library of: Dainippon Needle Corp

PLATE 12310—FULL SIZE

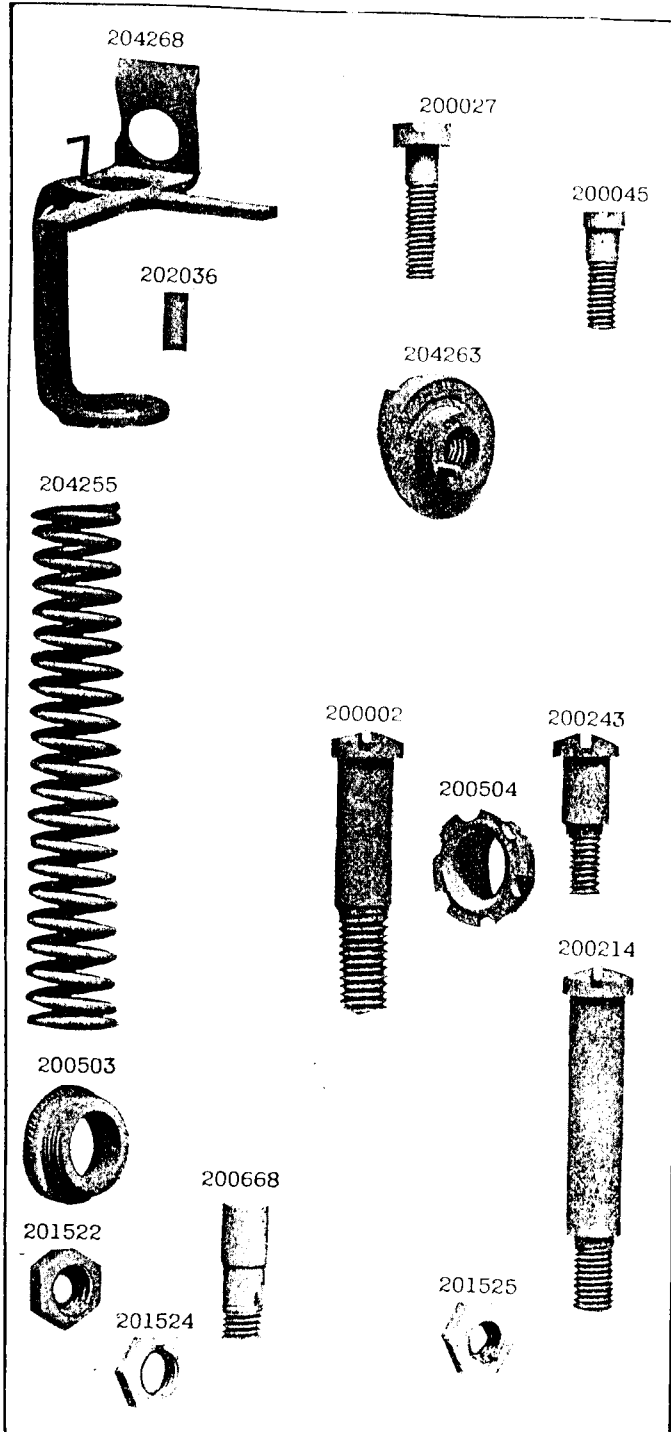


PLATE 12311—FULL SIZE

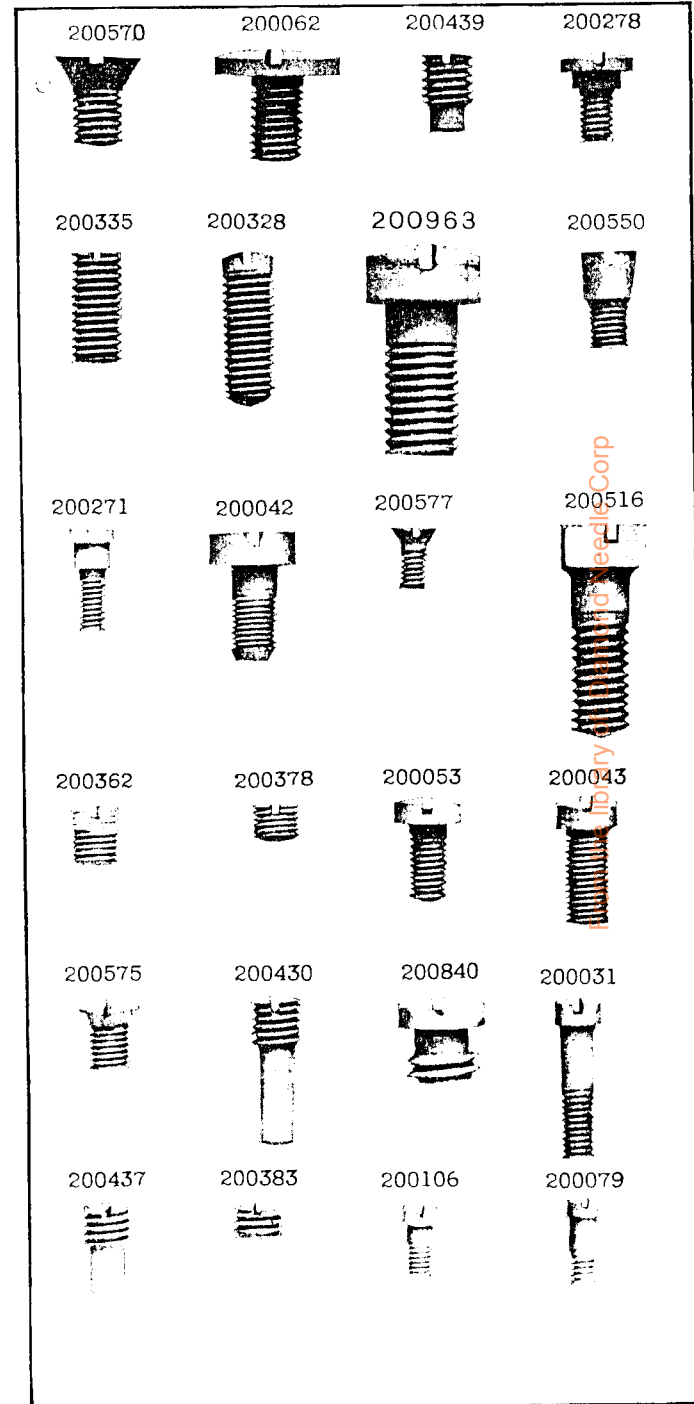


PLATE 12312 - FULL SIZE

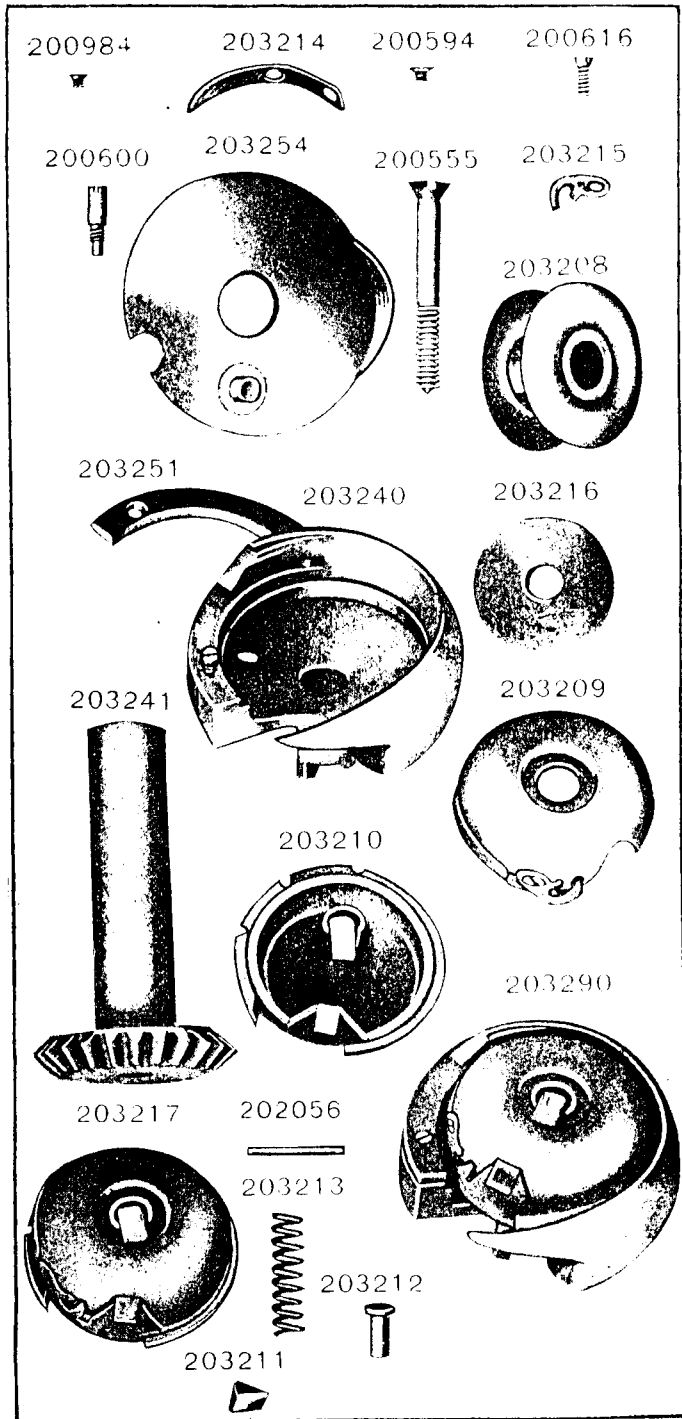
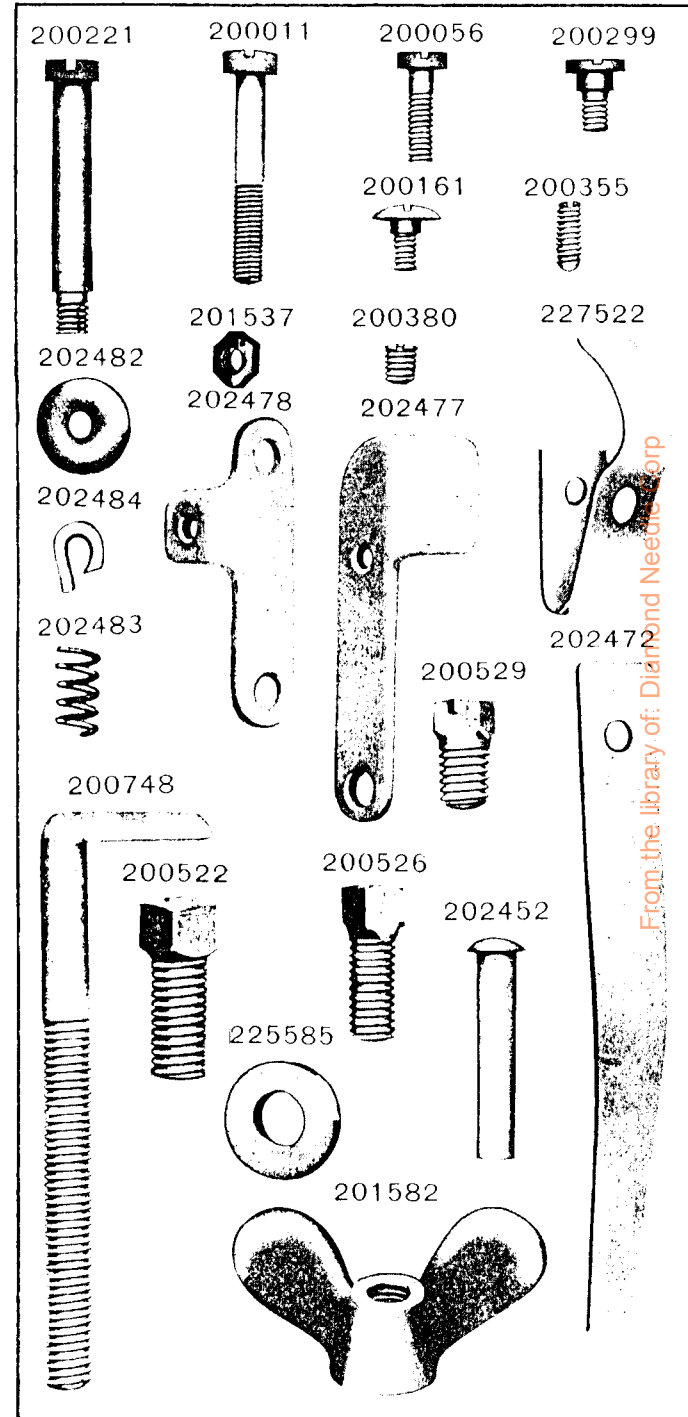


PLATE 12319 - FULL SIZE



From the library of: Diamond Needles Corp

PLATE 12320—ONE-HALF SIZE

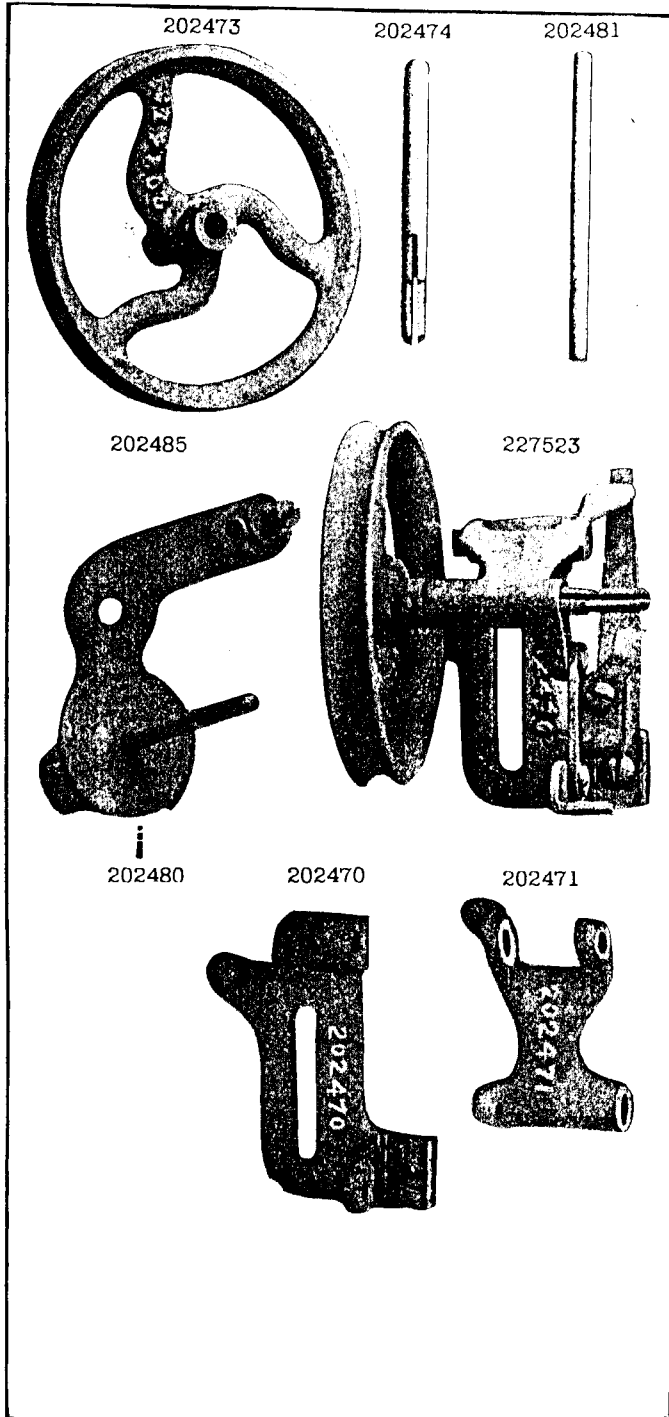
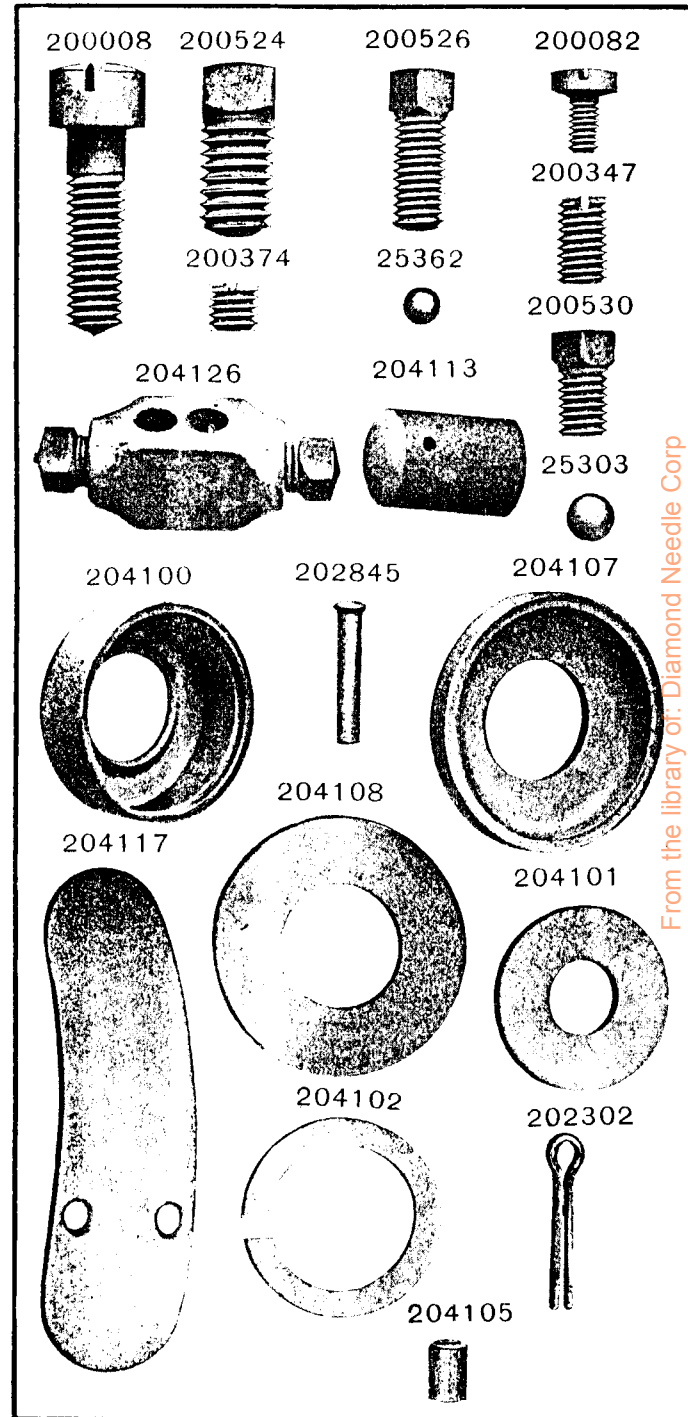


PLATE 12321—FULL SIZE



From the library of: Diamond Needle Corp

PLATE 12322-FULL SIZE

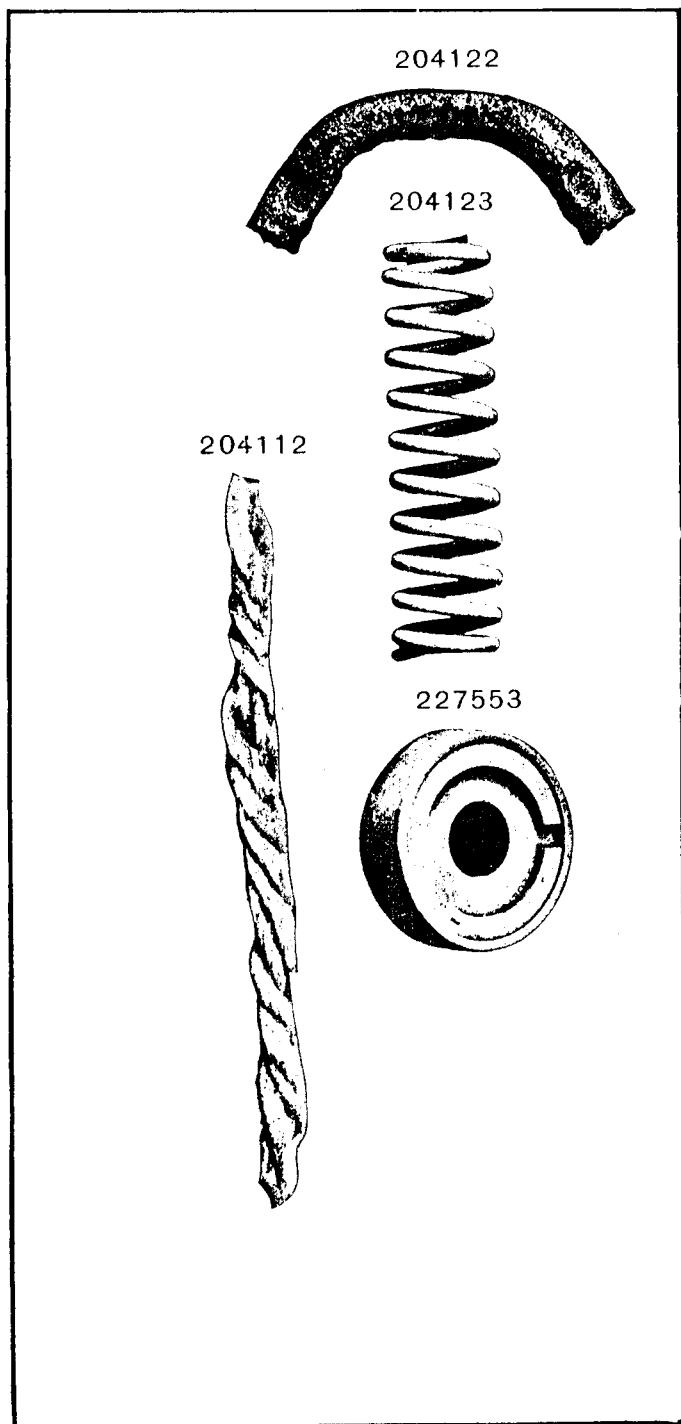
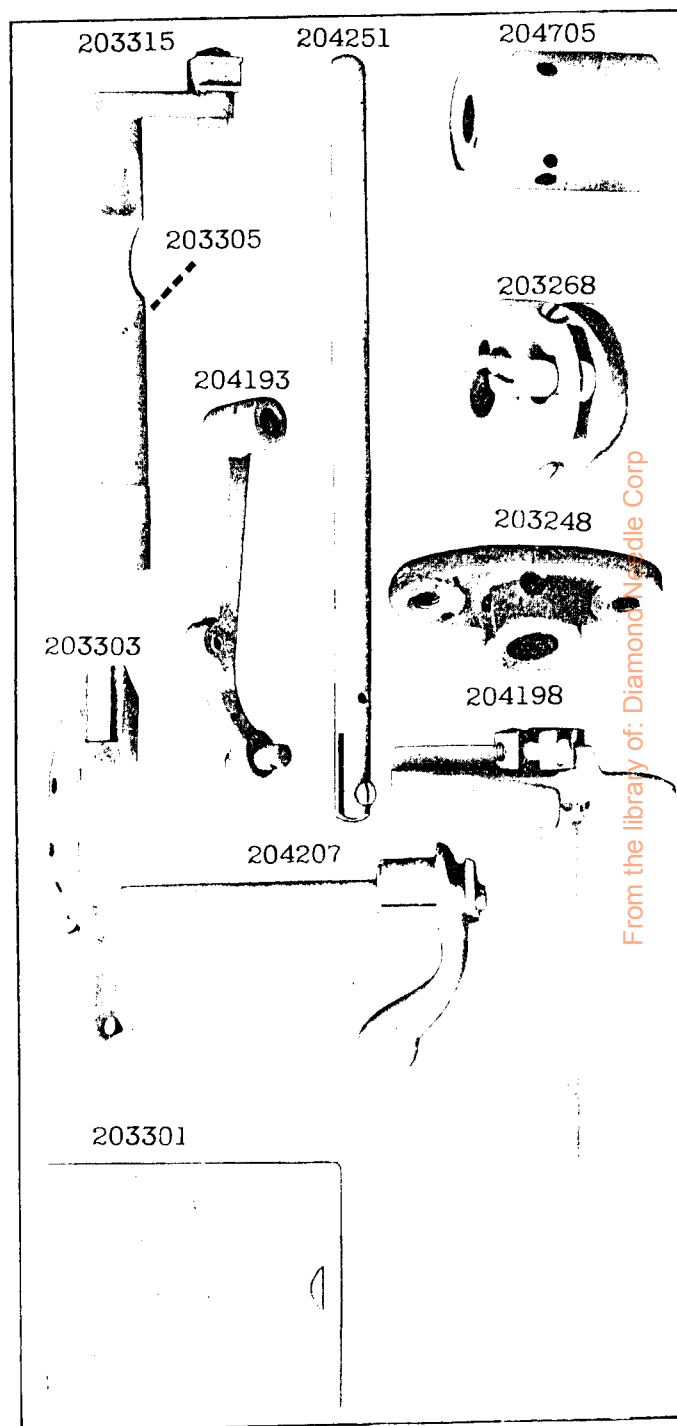


PLATE 12334-ONE-HALF SIZE



From the library of: Diamond Needle Corp

PLATE 12341-FULL SIZE

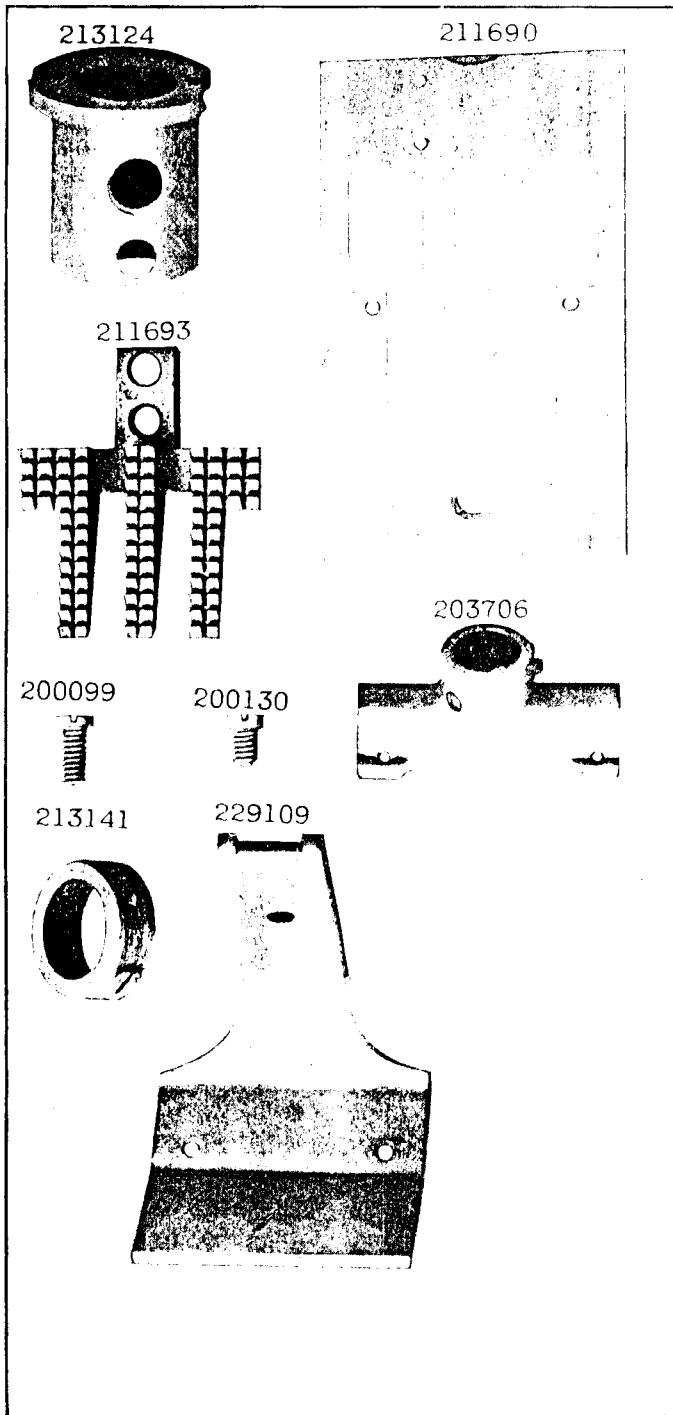


PLATE 12342-FULL SIZE

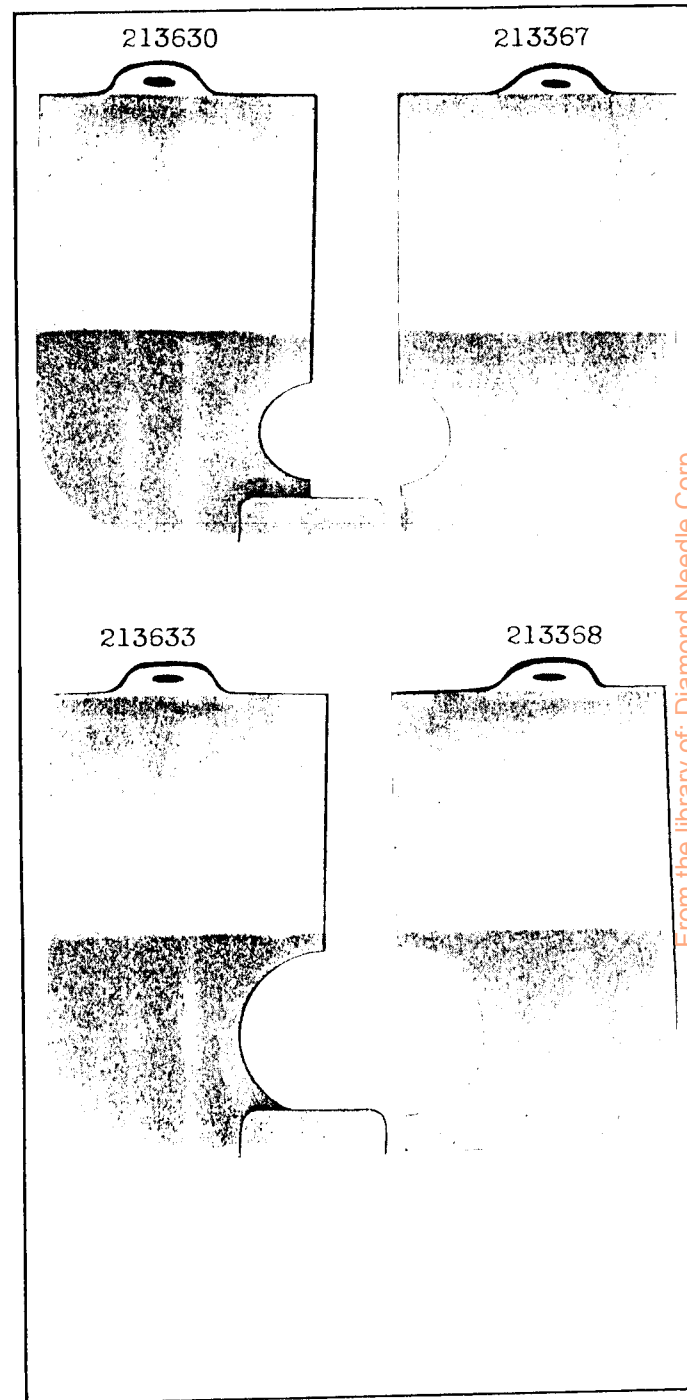


PLATE 12345—ONE-HALF SIZE

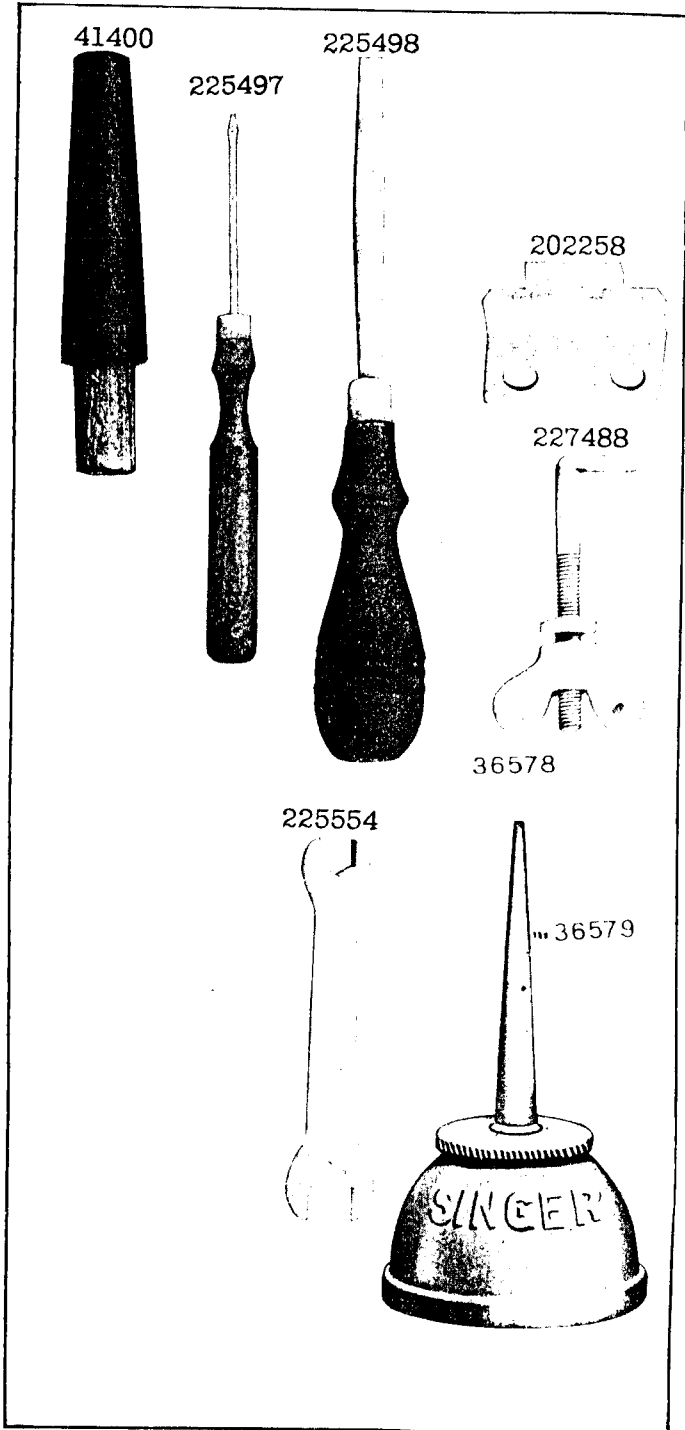
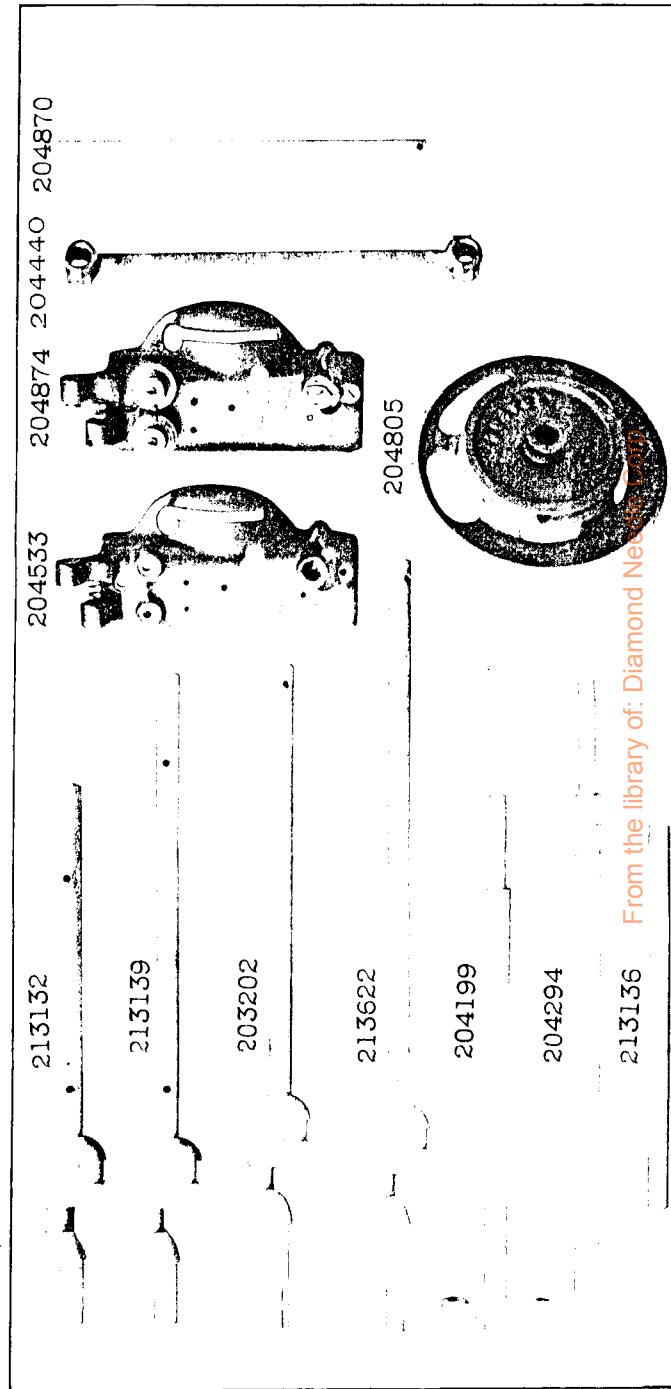


PLATE 12346—ONE-FOURTH SIZE



From the library of: [Diamond Needle Co.](http://diamondneedle.com)

PLATE 12364—FULL SIZE


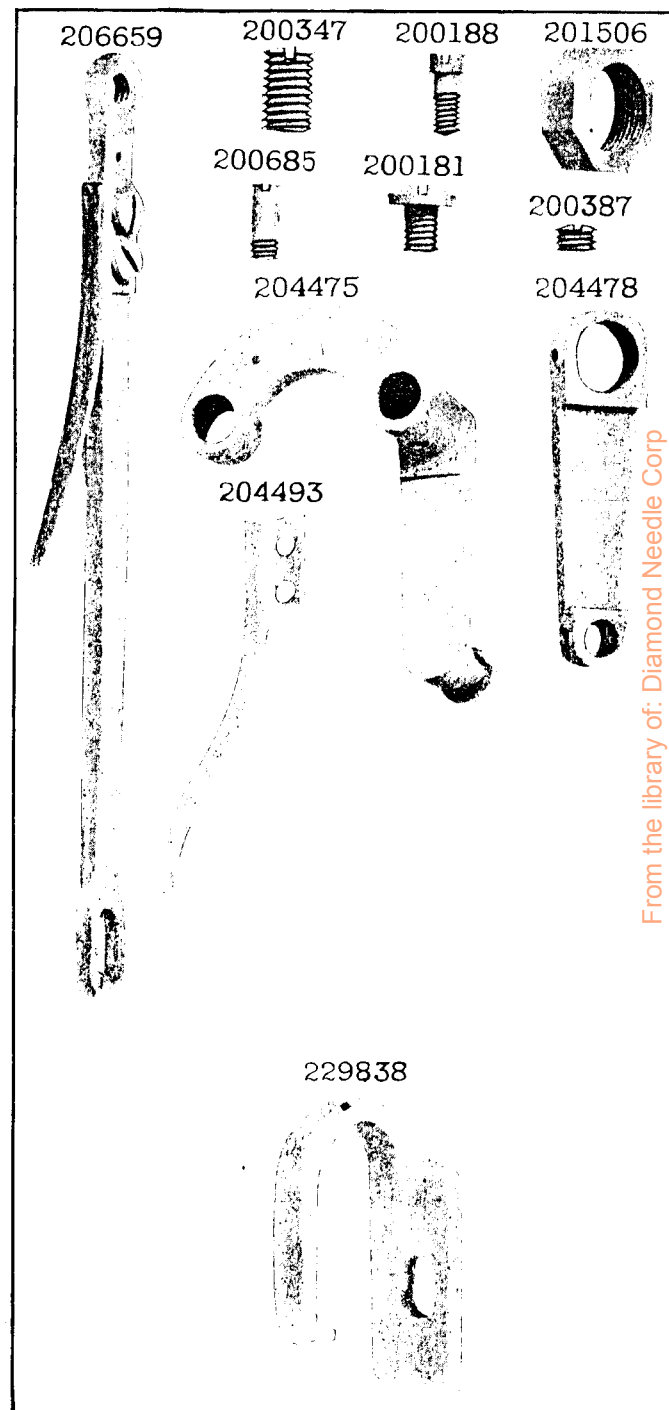


PLATE 12376—FULL SIZE



From the library of: Diamond Needle Corp

PLATE 12386-FULL SIZE

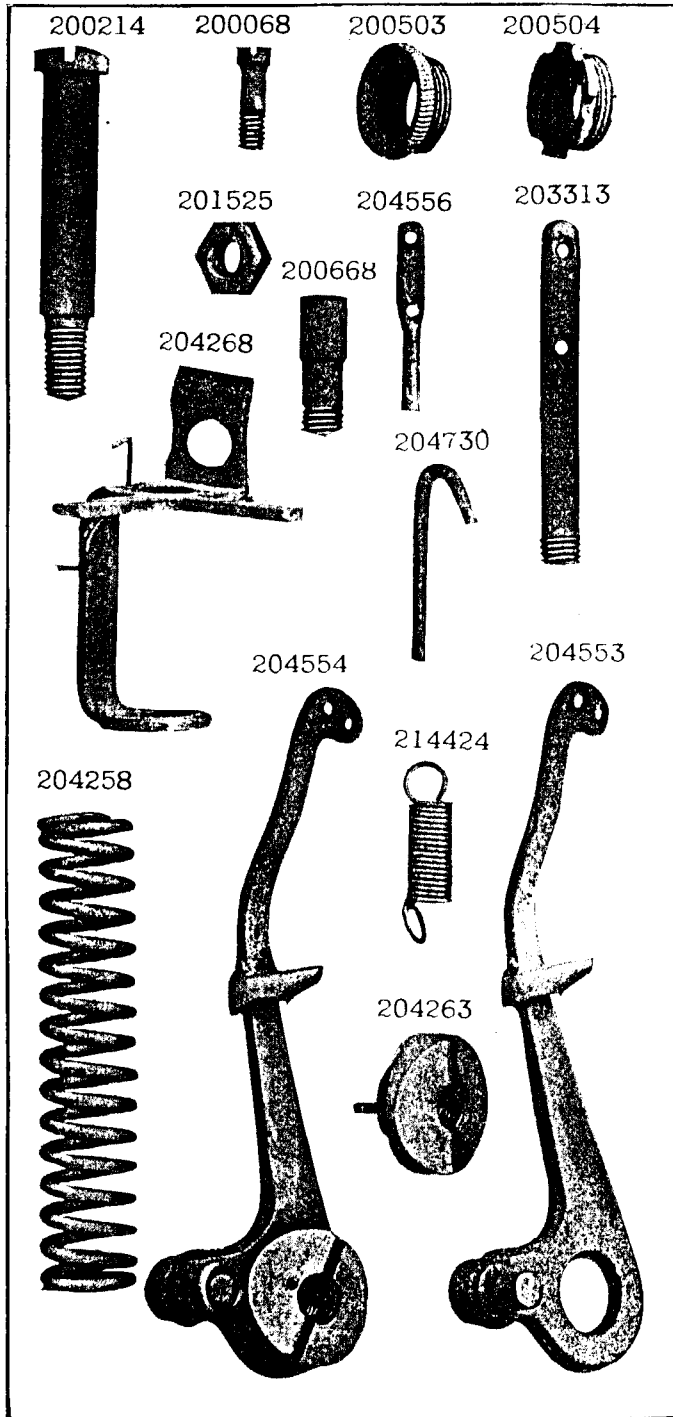



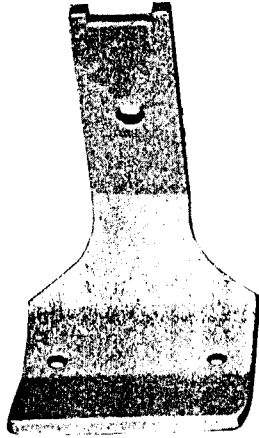
PLATE 13041-FULL SIZE



From the library of: Diamond Needle Corp

PLATE 13073-FULL SIZE

229108



229110

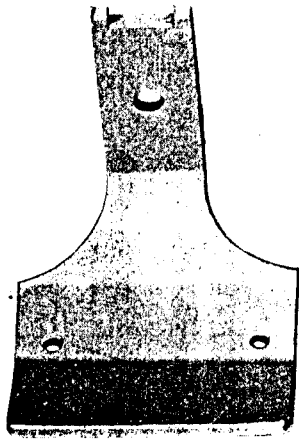



PLATE 13075-FULL SIZE

229117



From the library of: Diamond Needle Corp

PLATE 13080—FULL SIZE

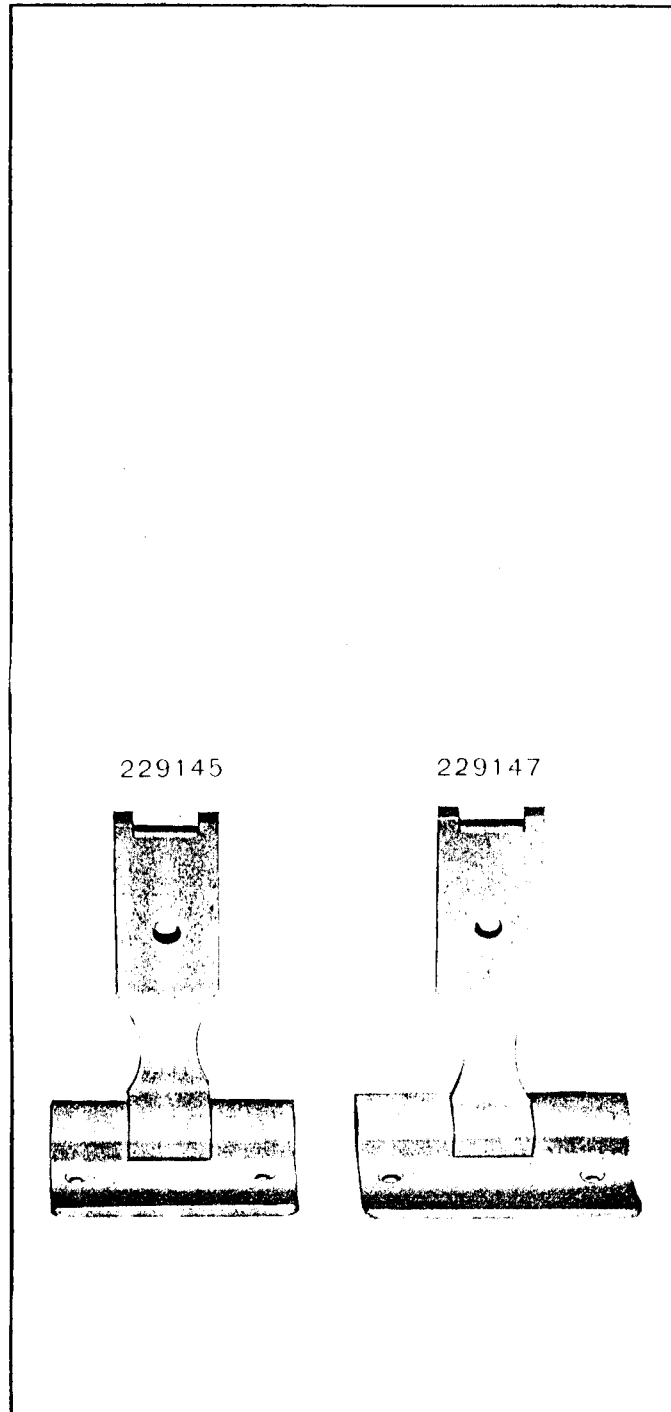
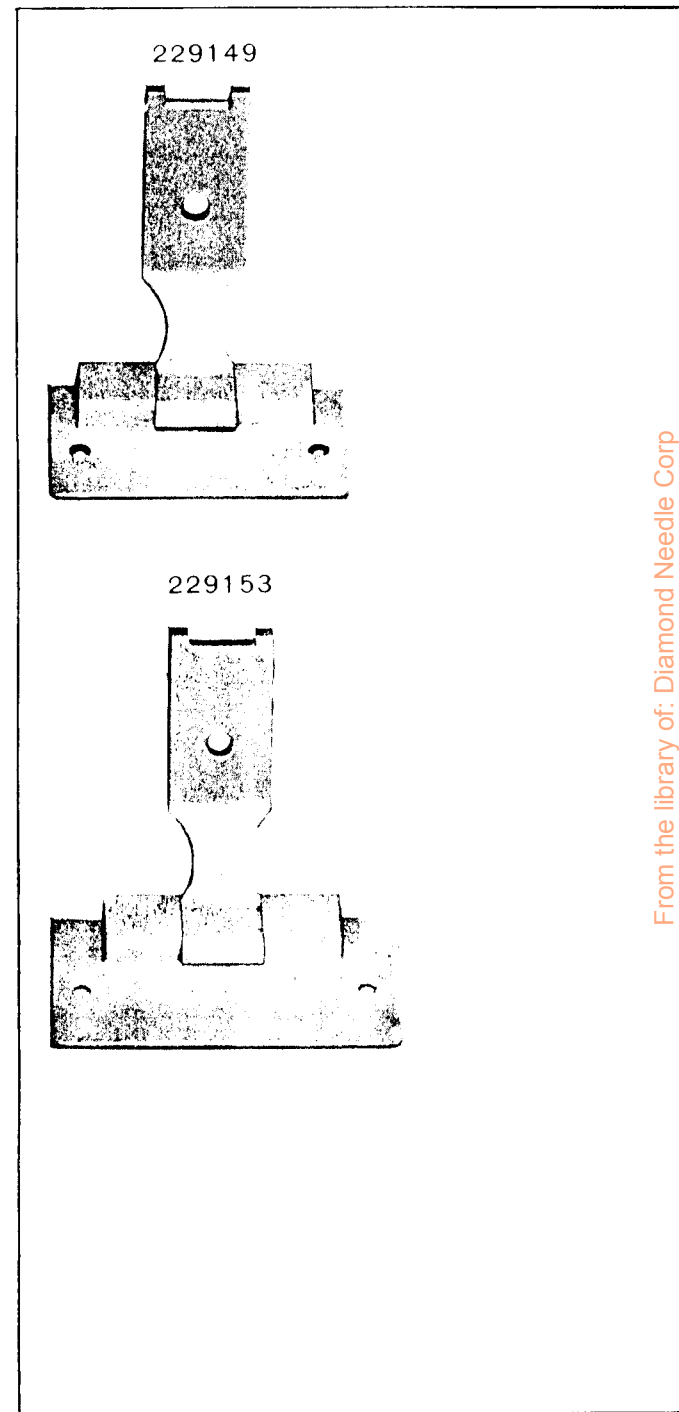


PLATE 13081—FULL SIZE



From the library of: Diamond Needle Corp

PLATE 13082—FULL SIZE

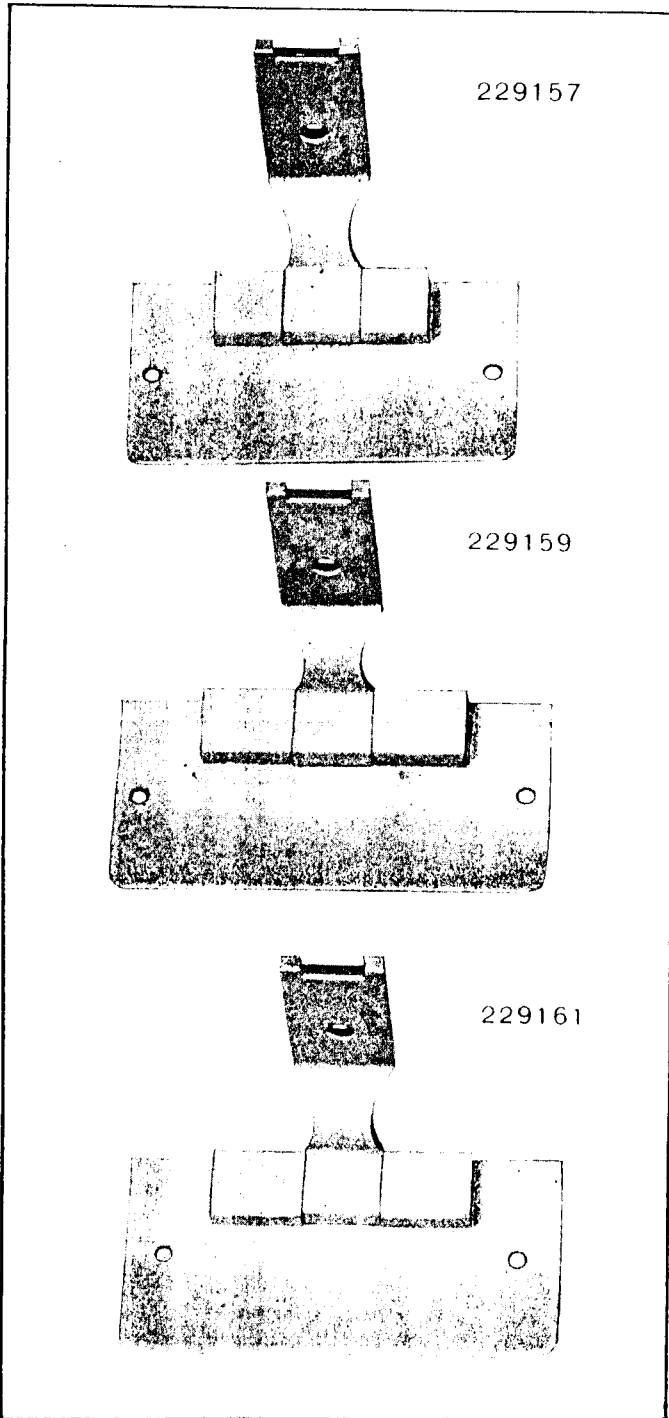


PLATE 14014—FULL SIZE

